



NIT No.: TPCODL/P&S/100000119/2021-22

Procedure to Participate in Tender

Tender Enquiry No- TPCODL/P&S/100000119/2021-22

Tender Enquiry No.	Work Description	EMD (Rs.)	Tender Fee (Rs.)	Last Date for payment of Tender Fee
TPCODL/P&S/ 100000119/2021-22	SITC of 11KV and 33KV Control & Relay Panel and BCPU	5,00,000	5,000	22.10.2021

Please note that corresponding details mentioned in this document will supersede any other details mentioned anywhere else in the Tender Document.

Procedure to Participate in Tender.

Following steps to be done before “Last date for Payment of Tender Fee” as mentioned above:

1. Eligible and Interested Bidders to submit duly signed and stamped letter on Bidder's letter head indicating
 - a. Tender Enquiry number
 - b. Name of authorized person
 - c. Contact number
 - d. E-mail id
 - e. Details of submission of Tender Fee
 - f. GST Registration No
2. Non-Refundable Tender Fee, as indicated in table above, to be submitted in the form of Direct Deposit in the following bank account and submit the receipt along with a covering letter clearly indicating the Tender Reference/ Enquiry Number –

Beneficiary Name – TP Central Odisha Distribution Ltd.

Bank Name – STATE BANK OF INDIA

Branch Name – IDCO Towers, Bhubaneswar

Address – PO- Sahidnagar, Janapath, Bhubaneswar.

Branch Code – 7891

Account No – 10835304915

IFSC Code – SBIN0007891

E-mail with necessary attachment of 1 and 2 above to be sent to imran.ahmad@tpcentralodisha.com with copy to sudhakar.behera@tpcentralodisha.com before last date and time for payment of Tender Fee.



NIT No.: TPCODL/P&S/100000119/2021-22

Interested bidders to submit Tender Fee and Authorization Letter before Last date and time as indicated above, after which link from TPCODL E-Tender system (Ariba) will be shared for further communication and bid submission.

Please note all future correspondence regarding the tender, bid submission, bid submission date extension, Pre-bid query etc will happen through TPCODL E-Tender system (Ariba). User manual to guide the bidders to submit the bid through E-Tender system (Ariba) is enclosed.

All communication will be done strictly with the bidders who have done the above step to participate in the Tender.

Also it may be strictly noted that once date of “Last date for Payment of Tender Participation Fee” is lapsed no Bidder will be sent link from TPCODL E-Tender System (Ariba). Without this link vendor will not be able to participate in the tender. Any last moment request to participate in tender will not be entertained.

Also all future corrigendums to the said tender will be informed on Tender section on website <https://www.tpcentralodisha.com>.

CONFIDENTIAL



NIT No.: TPCODL/P&S/100000119/2021-22

OPEN TENDER NOTIFICATION

FOR

SUPPLY, INSTALLATION, TESTING AND COMMISSIONING OF 11KV AND 33KV CONTROL & RELAY PANEL AND BCPU

Tender Enquiry No.: TPCODL/P&S/1000000119/2021-22

Due Date for Bid Submission: 09.11.2021 [15:00 Hrs.]

**TP Central Odisha Distribution Limited
2nd Floor, IDCO Towers, Janpath, Bhubaneswar – 751022**



NIT No.: TPCODL/P&S/100000119/2021-22

CONTENTS OF THE ENQUIRY

S. NO.	PARTICULARS
1.	Event Information
2.	Submission of Bid Documents
3.	Bid Opening & Evaluation process
4.	Evaluation Criteria
5.	Award Decision
6.	Order of Preference/Contradiction
7.	Post Award Contract Administration
8.	Specifications and Standards
9.	General Conditions of Contract
10.	Safety
Annexures	
I	Annexure I – Schedule of Items
II	Annexure II – Technical Specifications
III	Annexure III – Schedule of Deviations
IV	Annexure IV – Schedule of Commercial Specifications
V	Annexure V – Document Check List
VI	Annexure VI – Acceptance Form for Participation in Reverse Auction Event
VII	Annexure VII – Scope of Work and Service Level Agreement
VIII	Annexure VIII – General Condition of Contract
IX	Annexure IX - Safety Policy and Safety Terms and Conditions
X	Annexure X – Tata Code of Conduct (TCoC)
XI	Annexure XI - Environment & Sustainability Policy



NIT No.: TPCODL/P&S/100000119/2021-22

1.0 Event Information

1.1. Scope of work

Open Tenders are invited from interested Bidders entering into a Rate Contract valid for one year for the following:

S. No.	Description	EMD Amount (Rs.)	Tender Fee (Rs.)
1.	Supply, Installation, Testing and Commissioning of Control & Relay Panel and BCP	5,00,000	5,000

Note: Tender Fee is inclusive of GST

1.2. Availability of Tender Documents

Please refer "Procedure to participate in the e-tender".

1.3. Calendar of Events

(a)	Date of sale/ availability of tender documents from TPCODL Website	From 07.11.2021 onwards
(b)	Date by which Interested and Eligible Bidder to pay Tender Fee and confirm participation as mentioned in "Procedure to Participate in Tender"	22.10.2021
(c)	Last Date of receipt of pre-bid queries, if any	23.10.2021
(e)	Last Date of Posting Consolidated replies to all the pre-bid queries as received	28.10.2021
(f)	Last date and time of receipt of Bids	09.11.2021; 15:00 Hours
(g)	Date & Time of opening technical bids & EMD (Envelope-1 & 2)	Participating Bidders will get mail intimation from TPCODL E-Tender system (Ariba) when their Technical Bids are opened.
(h)	Date & Time of opening of Price bid of qualified bidders	Bidders will get mail intimation from TPCODL E-tender system (Ariba) when their Price Bids are opened

Note :- In the event of last date specified for submission of bids and date of opening of bids is declared as a closed holiday for TPCODL's office, the last date of submission of bids and date of opening of bids will be the day following working day at appointed times.

1.4 Mandatory documents required along with the Bid

- 1.4.1 EMD of requisite value and validity
- 1.4.2 Tender Fee of requisite amount
- 1.4.3 Requisite Documents for compliance to Qualification Criteria mentioned in Clause 1.7.
- 1.4.4 Drawing, Type Test details along with a sample of each item as specified at Annexure I (as applicable)
- 1.4.5 Duly signed and stamped 'Schedule of Deviations' as per Annexure III on bidder's letter head.

- 1.4.6 Duly signed and stamped 'Schedule of Commercial Specifications' as per Annexure IV on bidder's letter head.
- 1.4.7 Proper authorization letter/ Power of Attorney to sign the tender on the behalf of bidder.
- 1.4.8 Copy of PAN, GST, PF and ESI Registration (In case any of these documents is not available with the bidder, same to be explicitly mentioned in the 'Schedule of Deviations')

Please note that in absence of any of the above documents, the bid submitted by a bidder shall be liable for rejection.

1.5. Deviation from Tender

Normally, the deviations to tender terms are not admissible and the bids with deviation are liable for rejection. Hence, the bidders are advised to refrain from taking any deviations on this Tender. Still in case of any deviations, all such deviations shall be set out by the Bidders, clause by clause in the 'Annexure III - Schedule of Deviations' and same shall be submitted as a part of the Technical Bid.

1.6. Right of Acceptance/Rejection

Bids are liable for rejection in absence of following documents:-

- i. EMD of requisite value and validity
- ii. Tender fee of requisite value
- iii. Price Bid as per the Price Schedule mentioned in Annexure I (BOQ)
- iv. Necessary documents against compliance to Qualification Requirements mentioned at Clause 1.7 of this Tender Document
- v. Filled in Schedule of Deviations as per Annexure III
- vi. Filled in Schedule of Commercial Specifications as per Annexure IV
- vii. Receipt of Bid within the due date and time

TPCODL reserves the right to accept/reject any or all the bids without assigning any reason thereof.

1.7 Qualification Requirement / Eligibility Criteria

1. The bidder must have average annual turnover of Rs. 10 Crores in the last three financial years.
(Copy of Audited balance sheet and Profit and Loss Statement to be submitted).
2. The bidder should have supplied and commissioned at least 100 nos. of 11kV or higher rating Control & Relay Panels in the last three years.
(Copy of Work Order / Completion Certificate to be submitted).
3. The bidder should have performance certificates for similar works for one year satisfactory performance from at least one reputed power utility for similar or higher voltage rating. The work against the issued certificate should be completed in last three years from the date of bid submission.
(Copy of Performance Certificate issued by client to be submitted).
4. Bidder must have all Statutory Compliance like Valid PAN, ESI registration, EPF registration & GSTN Registration.
5. 100% subsidiaries of Global Companies are eligible to bid if the qualification requirements stated above are met independently or in combination with the parent Company.
(Self-Undertaking along with necessary documents to establish relationship as well as concurrence from parent organization to be submitted).



NIT No.: TPCODL/P&S/100000119/2021-22

6. 'Indian Companies in joint venture relationship with global OEM' or 'Authorized Indian Channel partner / Sales representatives of Global OEM' are also eligible to bid if the qualification requirements stated above are met independently or in combination with the OEM.

(Self-Undertaking along with Authorization letter from OEM to be submitted)

1.8. Marketing Integrity

We have a fair and competitive marketplace. The rules for bidders are outlined in the General Condition of Contracts. Bidders must agree to these rules prior to participating. In addition to other remedies available, TPCODL reserves the right to exclude a bidder from participating in future markets due to the bidder's violation of any of the rules or obligations contained in the General Condition of Contracts. A bidder who violates the market place rules or engages in behavior that disrupts the fair execution of the marketplace, may result in restriction of a bidder from further participation in the marketplace for a length of time, depending upon the seriousness of the violation. Examples of violations include, but are not limited to:

- Failure to honor prices submitted to the marketplace
- Breach of terms as published in TENDER/NIT

1.9. Supplier Confidentiality

All information contained in this tender is confidential and shall not be disclosed, published or advertised in any manner without written authorization from TPCODL. This includes all bidding information submitted to TPCODL. All tender documents remain the property of TPCODL and all suppliers are required to return these documents to TPCODL upon request. Suppliers who do not honor these confidentiality provisions will be excluded from participating in future bidding events.

2.0 Evaluation Criteria

- The bids will be evaluated technically on the compliance to tender terms and conditions
- The bids will be evaluated commercially on all-inclusive lowest cost for overall tender BOQ as calculated in Schedule of Items [Annexure I]. TPCODL however, reserves right to split the order line item wise and/or quantity wise among more than one Bidder. Hence, all bidders are advised to quote their most competitive rates against each line item.
- Bidder has to mandatorily quote against each item of Schedule of Items [Annexure I]. Failing to do so, TPCODL may reject the bids.

NOTE: *In case a new bidder is not registered with TPCODL, factory inspection and evaluation shall be carried out to ascertain bidder's manufacturing capability and quality procedures. However TPCODL reserves the right to carry out factory inspection and evaluation for any bidder prior to technical qualification.*

In case a bidder is found as Disqualified in the factory evaluation, their bid shall not be evaluated any further and shall be summarily rejected. The decision of TPCODL shall be final and binding on the bidder in this regard.

2.1 Price Variation Clause: The prices shall remain FIRM during the entire contract period.

3.0 Submission of Bid Documents

3.1 Bid Submission

Bidders are requested to submit their offer in line with this Tender document. TPCODL shall respond to the clarification raised by various bidders and the replies will be sent to all participating bidders through TPCODL e-tender system (Ariba).



NIT No.: TPCODL/P&S/100000119/2021-22

Bids shall be submitted in 3 (three) parts:

FIRST PART: “EMD” as applicable shall be submitted. The EMD shall be valid for 210 days from the due date of bid submission in the form of BG / Bank Draft / Bankers Pay Order (issued from a Scheduled Bank) online NEFT/ RTGS transfer favoring ‘TP Central Odisha Distribution Limited’ payable at Bhubaneswar. The EMD has to be strictly in the format as mentioned in General Condition of Contract, failing which it shall not be accepted by TPCODL and the bid as submitted shall be liable for rejection. A separate non-refundable tender fee of stipulated amount also needs to be transferred online through NEFT/ RTGS in case the tender document is downloaded from our website.

TPCODL Bank Details for transferring Tender Fee and EMD is as below:

Account Name: TP CENTRAL ODISHA DISTRIBUTION LIMITED
Bank Name: SBI, IDCO Towers, Bhubaneswar
Bank Account No. : 10835304915
IFSC Code: SBIN0007891

For Tender Fee and EMD submitted via online transfer, bidder to ensure that the same are carried out through separate transactions.

The EMD in the form of Bank Draft / BG /Bankers Pay Order shall be delivered at the following address in sealed envelope clearly indicating the tender reference / enquiry number, name of tender and bidder name:

Chief (Procurement & Stores)

TP Central Odisha Distribution Limited
2nd Floor, IDCO Towers, Janpath, Bhubaneswar-751022

SECOND PART: “TECHNICAL BID” shall contain the following documents:

- a) Documentary evidence in support of qualifying criteria
- b) Technical literature/GTP/Type test report etc. (if applicable)
- c) Qualified manpower (if available)
- d) Testing facilities (if applicable)
- e) No Deviation Certificate as per the Annexure III – Schedule of Deviations
- f) Acceptance to Commercial Terms and Conditions viz. Delivery schedule/period, payment terms etc. as per the Annexure IV – Schedule of Commercial Specifications.
- g) Quality Assurance Plan/Inspection Test Plan for supply items (if applicable)
- h) Project Implementation Plan including Level 2 Schedule for the project
- i) Unpriced mentioning “Quoted/Not Quoted” against all line items (Prices should not be mentioned)

The technical bid shall be properly indexed and is to be submitted through TPCODL E-tender platform (Ariba) only. Hard copy of Technical Bids need not be submitted.

The Bid prepared by the Bidder, and all correspondence and documents relating to the Bid exchanged by the Bidder and the TPCODL, shall be written in the English Language. Any printed literature furnished by the Bidder may be written in another Language, provided that this literature is accompanied by an English translation, in which case, for purposes of interpretation of the Bid, the English translation shall govern.

THIRD PART: “PRICE BID” shall contain only the price details and strictly in format as mentioned in Annexure I along with explicit break up of basic prices, Taxes & duties, Freight etc. In case any discrepancy is observed between the item description stated in Schedule of Items mentioned in the tender and the price bid submitted by the bidder, the item description



NIT No.: TPCODL/P&S/100000119/2021-22

as mentioned in the tender document (to the extent modified through Corrigendum issued if any) shall prevail. Price Bid is to be submitted in soft copy through TPCODL E-Tendering system (Ariba) only. Hard copy of Price Bid not be submitted.

SIGNING OF BID DOCUMENTS:

The bid must contain the name, residence and place of business of the person or persons making the bid and must be signed and sealed by the Bidder with his usual signature. The names of all persons signing should also be typed or printed below the signature.

The Bid being submitted must be signed by a person holding a Power of Attorney authorizing him to do so, certified copies of which shall be enclosed.

The Bid submitted on behalf of companies registered with the Indian Companies Act, for the time being in force, shall be signed by persons duly authorized to submit the Bid on behalf of the Company and shall be accompanied by certified true copies of the resolutions, extracts of Articles of Association, special or general Power of Attorney etc. to show clearly the title, authority and designation of persons signing the Bid on behalf of the Company. Satisfactory evidence of authority of the person signing on behalf of the Bidder shall be furnished with bid.

A bid by a person who affixes to his signature the word 'President', 'Managing Director', 'Secretary', 'Agent' or other designation without disclosing his principal will be rejected.

The Bidder's name stated on the Proposal shall be the exact legal name of the firm.

3.2 Contact Information

Please note all correspondence regarding the tender, bid submission, bid submission date extension, Pre-bid query etc will happen through TPCODL E-Tender system (Ariba).

All communication will be done strictly with the bidder who have done the above step to participate in the Tender.

Communication Details:

Package Owner

Name: Imran Ahmad
Designation: HoG-Procurement (Commercial Services)
Contact No.: 9958294855
E-Mail ID: imran.ahmad@tpcentralodisha.com

Escalation Matrix

Name: Mr. Sudhakar Behera, GM
Designation: General Manager - Procurement (Commercial Services):
Contact No.: 9437282663
E-Mail ID: sudhakar.behera@tpcentralodisha.com

Bidders are strictly advised to communicate with Package Owner through TPCODL E-tender System (Ariba) only. They need to pay Tender Participation Fee to receive the Ariba log-in.

3.3 Bid Prices

Bidders shall quote for the entire Scope of Supply/ work with a break up of prices for individual items and Taxes & duties. The bidder shall complete the appropriate Price Schedules included herein, stating the Unit Price for each item & total price with taxes, duties & freight up to destination at various sites of TPCODL. The all-inclusive prices offered shall be inclusive of



NIT No.: TPCODL/P&S/100000119/2021-22

all costs as well as Duties, Taxes and Levies paid or payable during the execution of the supply work, breakup of price constituents.

Applicable GST to be specified clearly.

The quantity break up shown else-where other than Price Schedule is tentative. The bidder shall ascertain himself regarding material required for completeness of the entire work. Any items not indicated in the price schedule but which are required to complete the job as per the Technical Specifications/ Scope of Work/ SLA mentioned in the tender, shall be deemed to be included in prices quoted.

3.4 Bid Currencies

Prices shall be quoted in Indian Rupees Only.

3.5 Period of Validity of Bids

Bids shall remain valid for 180 days from the due date of submission of the bid.

Notwithstanding clause above, the TPCODL may solicit the Bidder's consent to an extension of the Period of Bid Validity. The request and responses thereto shall be made in writing.

3.6 Alternative Bids

Bidders shall submit Bids, which comply with the Bidding documents. Alternative bids will not be considered. The attention of Bidders is drawn to the provisions regarding the rejection of Bids in the terms and conditions, which are not substantially responsive to the requirements of the bidding documents.

3.7 Modifications and Withdrawal of Bids

The bidder is not allowed to modify or withdraw its bid after the Bid's submission. The EMD as submitted along with the bid shall be liable for forfeiture in such event.

3.8 Earnest Money Deposit (EMD)

The bidder shall furnish, as part of its bid, an EMD amounting as specified in the tender. The EMD is required to protect TPCODL against the risk of bidder's conduct which would warrant forfeiture.

The EMD shall be denominated in any of the following form:

- Banker's Cheque/ Demand Draft/ Pay order drawn in favor of TP Central Odisha Distribution Limited payable at Bhubaneswar.
- Online transfer of requisite amount through NEFT/ RTGS.
- Bank Guarantee valid for 210 days after due date of submission.

The EMD shall be forfeited in case:

- a) The bidder withdraws its bid during the period of specified bid validity.

Or

- b) The successful Bidder does not
a) accept the Purchase Order, or
b) furnish the required Performance Security Bank Guarantee

4 Bid Opening & Evaluation process

4.1. Process to be confidential



NIT No.: TPCODL/P&S/100000119/2021-22

Information relating to the examination, clarification, evaluation and comparison of Bids and recommendations for the award of a contract shall not be disclosed to Bidders or any other persons not officially concerned with such process. Any effort by a Bidder to influence the TPCODL's processing of Bids or award decisions may result in rejection of the Bidder's Bid.

4.2. Technical Bid Opening

Bids will be opened at TPCODL Office, Bhubaneswar. All tender bids shall be opened internally by TPCODL. Presence of any bidder will not be allowed during bid opening process. Technical bid must not contain any cost information whatsoever.

First the envelope marked "EMD" will be opened. Bids without EMD/cost of tender (if applicable) of required amount/ validity in prescribed format, shall be rejected.

Next, the technical bid of the bidders who have furnished the requisite EMD will be opened, one by one.

4.3. Preliminary Examination of Bids/Responsiveness

TPCODL will examine the Bids to determine whether they are complete, whether any computational errors have been made, whether required sureties have been furnished, whether the documents have been properly signed, and whether the Bids are generally in order. TPCODL may ask for submission of original documents in order to verify the documents submitted in support of qualification criteria.

Arithmetical errors will be rectified on the following basis: If there is a discrepancy between the unit price and the total price per item that is obtained by multiplying the unit price and quantity, the unit price shall prevail and the total price per item will be corrected. If there is a discrepancy between the Total Amount and the sum of the total price per item, the sum of the total price per item shall prevail and the Total Amount will be corrected.

Prior to the detailed evaluation, TPCODL will determine the substantial responsiveness of each Bid to the Bidding Documents including production capability and acceptable quality of the Goods offered. A substantially responsive Bid is one, which conforms to all the terms and conditions of the Bidding Documents without material deviation.

Bid determined as not substantially responsive will be rejected by the TPCODL and may not subsequently be made responsive by the Bidder by correction of the non-conformity.

4.4. Techno Commercial Clarifications

Bidders need to ensure that the bids submitted by them are complete in all respects. To assist in the examination, evaluation and comparison of Bids, TPCODL may, at its discretion, ask the Bidder for a clarification on its Bid with respect to the TPCODL specifications and attempt will be made to bring all bids on a common footing. All responses to requests for clarification shall be in writing and no change in the price or substance of the Bid shall be sought, offered or permitted owing to any clarifications sought by TPCODL.

4.5. Price Bid Opening

Price bids will be opened internally without the presence of any bidder representative. The EMD of the bidder withdrawing or substantially altering his offer at any stage after the technical bid opening will be forfeited at the sole discretion of TPCODL without any further correspondence in this regard.

4.6. Reverse Auctions

TPCODL reserves the right to conduct the reverse auction (instead of public opening of price bids) for the products/ services being asked for in the tender. The terms and conditions for



NIT No.: TPCODL/P&S/100000119/2021-22

such reverse auction events shall be as per the Acceptance Form attached as Annexure VI of this document. The bidders along with the tender document shall mandatorily submit a duly signed copy of the Acceptance Form attached as Annexure VI as a token of acceptance for the same.

5 Award Decision

TPCODL will award the contract to the successful bidder whose bid has been determined to be the lowest-evaluated responsive bid as per the Evaluation Criterion mentioned at Clause 2.0. The Cost for the said calculation shall be taken as the all-inclusive cost quoted by bidder in Annexure I (Schedule of Items) subject to any corrections required in line with Clause 4.3 above. The decision to place purchase order/LOI solely depends on TPCODL on the cost competitiveness across multiple lots, quality, delivery and bidder's capacity, in addition to other factors that TPCODL may deem relevant.

TPCODL reserves the rights to award contract to one or more bidders so as to meet the delivery requirement or nullify award decision without assigning any reason thereof.

In case any supplier is found unsatisfactory during delivery process, the award will be cancelled and TPCODL reserves right to award contract to other suppliers who are found fit.

6 Order of Preference/Contradiction

In case of contradiction in any part of various documents in tender, following shall prevail in order of preference:

1. Schedule of Items (Annexure I)
2. Post Award Contract Administration (Clause 7.0)
3. Submission of Bid Documents (Clause 3.0)
4. Scope of Work and SLA (Annexure VII)
5. Technical Specifications (Annexure II)
6. Acceptance Form for Participation in Reverse Auction (Annexure VI)
7. General Conditions of Contract (Annexure VIII)

7 Post Award Contract Administration

7.1. Special Conditions of Contract

- After finalization of tender, TPCODL shall place a Rate Contract on successful bidder(s). Rate contract shall be valid for a period of ONE year from the placement of Contract.
- Release Order (RO) shall be placed as per requirement of TPCODL. Rate shall remain FIRM till the validity of Rate Contract.
- Business Associate (BA) shall submit applicable Performance Bank Guarantee as per GCC within 15 days of issuance of order. PBG applicable shall be 5% of Order Value. PBG submitted, shall be released after completion of applicable guarantee period plus one month.
- Any change in statutory taxes, duties and levies during the contract period shall be borne by TPCODL.
- TPCODL reserves the rights to short close the issued Release Order / Rate contract, in case of any quality issues.
- All the terms and conditions of TPCODL General Conditions of Contract for Composite Orders shall be applicable.

7.2 Drawing Submission and Approval



NIT No.: TPCODL/P&S/100000119/2021-22

The relevant drawings and GTPs need to be submitted by BA within 10 days of receipt of Rate Contract. Drawing Approval in CAT-A shall be accorded by TPCODL within 7 days of submission of complete documents.

Wherever TPCODL specifications are not available, relevant IS/IEC to be followed. All Drawings mentioned in the Tender Specification and other required for the completeness of the tender shall be submitted. Drawing submission process shall not be deemed complete if all the requirements are not complied during the submission of the same

7.3 Delivery Timelines

Supply Part: - The material shall be delivered within 16 weeks from the date of issuance of the Release order or CAT-A drawing approval whichever is later.

For ITC Part: - Installation, Testing and commissioning shall be completed within 4 weeks from the date of site clearance.

For calculation of LD if any, total time of 20 weeks shall be considered.

7.4 Warranty Period

As per technical specifications.

7.5 Payment Terms

On delivery of the materials in good condition and certification of acceptance by certified official, Associate shall submit the Bills/ Invoices in original in the name of TP Central Odisha Distribution Limited to Invoice Desk. The payment shall be released within 30 days from the date of submission of certified bills/ invoices. The payment schedule is mentioned below:

Supply Part: - 80% of supply payment shall be released post completion of supply of Panel/ BCPUs/Relays at site and balance 20% will be released after commissioning and certification by EIC.

If there is any delay in readiness of site for more than 3 months for reasons attributable to TPCODL, then balance 20% shall also be released against the submission of the BG (Valid for 6 months) of balance amount.

For ITC Part: - 100% payment shall be released within 30 days from the date of submission of invoice after commissioning of the panel in all respects.

7.6 Climate Change

Significant quantities of waste are generated during the execution of project and an integrated approach for effective handling, storage, transportation and disposal of the same shall be adopted. This would ensure the minimization of environmental and social impact in order to combat the climate change. Please refer attached Environment Policy and Sustainability Policy, Annexure-XI for more details.

7.7 Ethics

TPCODL is an ethical organization and as a policy TPCODL lays emphasis on ethical practices across its entire domain. Bidder should ensure that they should abide by all the ethical norms and in no form either directly or indirectly be involved in unethical practice.

TPCODL work practices are governed by the Tata Code of Conduct which emphasizes on the following:

- We shall select our suppliers and service providers fairly and transparently.



NIT No.: TPCODL/P&S/100000119/2021-22

- We seek to work with suppliers and service providers who can demonstrate that they share similar values. We expect them to adopt ethical standards comparable to our own.
- Our suppliers and service providers shall represent our company only with duly authorized written permission from our company. They are expected to abide by the Code in their interactions with, and on behalf of us, including respecting the confidentiality of information shared with them.
- We shall ensure that any gifts or hospitality received from, or given to, our suppliers or service providers comply with our company's gifts and hospitality policy.
- We respect our obligations on the use of third party intellectual property and data.

Bidder is advised to refer Tata Code of Conduct (TCOC) attached at Annexure X for more information.

Any ethical concerns with respect to this tender can be reported to the following e-mail ID:

- 1) Chief Ethics Counselor – ravindra.singh@tpcentralodisha.com

8 Specification and standards

As per Annexure.

9 General Condition of Contract

Any condition not mentioned above shall be applicable as per GCC attached along with this tender.

10 Safety

All jobs are this tender have to be executed strictly in compliance to the Safety terms and Conditions of TP Central Odisha Distribution Limited. Please refer attached Safety terms and conditions, Annexure-IX, for details. Violation of Safety norms will result in Penalty as mentioned in the above document.

ANNEXURE I
Schedule for Items

S. No.	Description	Unit	Quantity (Nos)	HSN / SAC Code	Unit Rate (Rs.)	Applicable Taxes (Rs.)	All-Inclusive Unit rate (Rs.)	Total All-Inclusive Value (Rs.)
			(A)		(B)	(C)	(D=B+C)	(E=AxD)
1	CR Panel for Transformer Protection for 33KV VCB	EA	46					
2	CR PANEL for Feeder Protection for 11KV VCB	EA	44					
3	33KV Control Panel for IC/OG	EA	46					
4	Master Trip Relay DC 24-47 V	EA	101					
5	Protection Relay DC 24-48V-33KV BCPU	EA	41					
6	Protection Relay DC 24-48V -11KV BCPU	EA	73					
7	Service charges - Installation of CRP Panel	EA	150					
8	Service charges - Installation of BCPU	EA	150					
Total All-Inclusive Value for Tender BOQ (in Rs.)								

Authorized Signatory

Note:

1. The quantities as mentioned above are indicative and for evaluation purpose only.
2. The bids will be evaluated commercially on the overall lowest cost for tender BOQ. Bidder shall quote for all line-items as mentioned above.
3. The unit price with GST in column no. (H), is landed price FOR TPCODL Bhubaneswar / Cuttack Locations. Exact delivery location shall be specified in the Release Order.
4. The bidders are advised to quote prices strictly in the above format. Failing to do so, bids are liable for rejection.
5. The bidder must fill each and every column of the above format. **Mentioning "extra/inclusive" in any of the column may lead for rejection of the price bid.**
6. No cutting/ overwriting in the prices is permissible.



NIT No.: TPCODL/P&S/100000119/2021-22

ANNEXURE II
Technical Specifications

Attached

CONFIDENTIAL



NIT No.: TPCODL/P&S/100000119/2021-22

ANNEXURE III

Schedule of Deviations

*Bidders are advised to refrain from taking any deviations on this TENDER. Still in case of any deviations, all such deviations from this tender document shall be set out by the Bidders, Clause by Clause in this schedule and submit the same as a part of the **Technical Bid**.*

Unless specifically mentioned in this schedule, the tender shall be deemed to confirm the TPCODL's specifications:

S. No.	Clause No.	Tender Clause Details	Details of deviation with justifications

By signing this document we hereby withdraw all the deviations whatsoever taken anywhere in this bid document and comply to all the terms and conditions, technical specifications, scope of work etc. as mentioned in the standard document except those as mentioned above.

Seal of the Bidder:

Signature:

Name:



NIT No.: TPCODL/P&S/100000119/2021-22

ANNEXURE IV

Schedule of Commercial Specifications

(The bidders shall mandatorily fill in this schedule and enclose it with the offer Part I: Technical Bid. In the absence of all these details, the offer may not be acceptable.)

S. No.	Particulars	Remarks
1.	Prices firm or subject to variation (If variable indicate the price variation clause with the ceiling if applicable)	Firm / Variable
1a.	If variable price variation on clause given	Yes / No
1b.	Ceiling	----- %
1c.	Inclusive of GST	Yes / No (If Yes, indicate % rate)
1d.	Inclusive of transit insurance	Yes / No
2.	Delivery	Weeks / months
3.	Guarantee clause acceptable	Yes / No
4.	Terms of payment acceptable	Yes / No
5.	Performance Bank Guarantee acceptable	Yes / No
6.	Liquidated damages clause acceptable	Yes / No
7.	Validity (180 days) (From the date of opening of bid)	Yes / No
8.	Inspection during stage of manufacture	Yes / No
9.	Rebate for increased quantity	Yes / No (If Yes, indicate value)
10.	Change in price for reduced quantity	Yes / No (If Yes, indicate value)
11.	Covered under Small Scale and Ancillary Industrial Undertaking Act 1992	Yes / No (If Yes, indicate, SSI Reg'n No.)

Seal of the Bidder:

Signature:

Name:

ANNEXURE V

Checklist of all the documents to be submitted with the Bid

Bidder has to mandatorily fill in the checklist mentioned below:-

S. No.	Documents attached	Yes / No / Not Applicable
1	EMD of required value	
2	Tender Fee as mentioned in this tender	
3	Signed copy of this tender as an unconditional acceptance	
5	Duly filled schedule of commercial specifications (Annexure IV)	
6	Sheet of commercial/technical deviation if any (Annexure III)	
7	Balance sheet for the last completed three financial years; mandatorily enclosing Profit & loss account statement	
8	Acknowledgement for Testing facilities if available (duly mentioned on bidder letter head)	
9	List of Machine/tools with updated calibration certificates if applicable	
10	Details of order copy (duly mentioned on bidder letter head)	
11	Order copies as a proof of quantity executed	
12	Details of Type Tests if applicable (duly mentioned on bidder letter head)	
13	All the relevant Type test certificates as per relevant IS/IEC (CPRI/ERDA/other certified agency) if applicable	
14	Project/supply Completion certificates	
15	Performance certificates	
16	Client Testimonial/Performance Certificates	
17	Credit rating/solvency certificate	
18	Undertaking regarding non blacklisting (On company letter head)	
19	List of trained/untrained Manpower	

Seal of the Bidder:

Signature:

Name



NIT No.: TPCODL/P&S/100000119/2021-22

ANNEXURE VI

ACCEPTANCE FORM FOR PARTICIPATION IN REVERSE AUCTION EVENT

(To be signed and stamped by the bidder)

In a bid to make our entire procurement process more fair and transparent, TPCODL intends to use the reverse auctions as an integral part of the entire tendering process. All the bidders who are found as technically qualified based on the tender requirements shall be eligible to participate in the reverse auction event.

The following terms and conditions are deemed as accepted by the bidder on participation in the bid event:

1. TPCODL shall provide the user id and password to the authorized representative of the bidder. *(Authorization Letter in lieu of the same shall be submitted along with the signed and stamped Acceptance Form).*
2. TPCODL will make every effort to make the bid process transparent. However, the award decision by TPCODL would be final and binding on the supplier.
3. The bidder agrees to non-disclosure of trade information regarding the purchase, identity of TPCODL, bid process, bid technology, bid documentation and bid details.
4. The bidder is advised to understand the auto bid process to safeguard themselves against any possibility of non-participation in the auction event.
5. In case of bidding through Internet medium, bidders are further advised to ensure availability of the entire infrastructure as required at their end to participate in the auction event. Inability to bid due to telephone line glitch, internet response issues, software or hardware hangs, power failure or any other reason shall not be the responsibility of TPCODL.
6. In case of intranet medium, TPCODL shall provide the infrastructure to bidders. Further, TPCODL has sole discretion to extend or restart the auction event in case of any glitches in infrastructure observed which has restricted the bidders to submit the bids to ensure fair & transparent competitive bidding. In case of an auction event is restarted, the best bid as already available in the system shall become the start price for the new auction.
7. In case the bidder fails to participate in the auction event due any reason whatsoever, it shall be presumed that the bidder has no further discounts to offer and the initial bid as submitted by the bidder as a part of the tender shall be considered as the bidder's final no regret offer. Any offline price bids received from a bidder in lieu of non-participation in the auction event shall be out-rightly rejected by TPCODL.
8. The bidder shall be prepared with competitive price quotes on the day of the bidding event.
9. The prices as quoted by the bidder during the auction event shall be inclusive of all the applicable taxes, duties and levies and shall be FOR at TPCODL site.
10. The prices submitted by a bidder during the auction event shall be binding on the bidder.
11. No requests for time extension of auction event shall be considered by TPCODL.
12. The original price bids of the bidders shall be reduced on pro-rata basis against each line item based on the final all-inclusive prices offered during conclusion of the auction event for arriving at Contract amount.

Signature & Seal of the Bidder



NIT No.: TPCODL/P&S/100000119/2021-22

ANNEXURE VII

Supply of Material as per Annexure I.

CONFIDENTIAL



NIT No.: TPCODL/P&S/100000119/2021-22

ANNEXURE VIII
GENERAL CONDITIONS OF CONTRACT

Attached: General Conditions of Contract for Composite Orders

CONFIDENTIAL



NIT No.: TPCODL/P&S/100000119/2021-22

ANNEXURE IX
SAFETY POLICY AND SAFETY TERMS AND CONDITIONS

1. Objective

The Tata Power engages contractor workforce to execute, run and maintain various operating sites and facilities across locations for various business verticals including Generation, Transmission, Distribution and Renewable. The activities range from project execution, operation, maintenance to facilities management.

The management of contractor safety represents a significant challenge for management. Tata Power has a responsibility to ensure that contractors are provided with enough information and support to enable them to conduct their roles safely and without endangering health and safety of their own workforce or that of our staff.

To ensure reduction in reportable injuries and achieve goal of zero accidents, first edition of contractor safety code of conduct was launched successfully in the year 2014. Since last four years after the launch of CSCC, Tata Power could achieve the objective of reduction in reportable injuries and fatalities.

Over the period, as the system was being matured, a need was felt to make second revision of the CSCC process. Objective of second revision is improve existing CSCC system and make it user friendly.

- 2. Scope:** This procedure applies to all operating and project sites of The Tata Power Company Ltd and Group companies including new businesses like EV charging, Home Automation etc.

3. Definitions

- 3.1. Order Manager:** Order Manager is the Tata Power representative, who has the ownership of the given job.
- 3.2. Site Safety Management Plan:** It is the safety plan agreed between Contractor and Tata Power. It will contain the entire job specific safety requirement and will be signed by the contractor.
- 3.3. Contractor:** An individual or a company that provides services to Tata Power under a signed contract.
- 3.4. Emergency:** a serious, unexpected or dangerous situation requiring immediate action, which may result in loss of revenue/property, business discontinuity. In case of Emergency*, services may be procured by selecting the qualified vendor based on the vendor category without the safety bid evaluation. It must be approved by MB level and above.
- 3.5. Expert Service jobs:** Jobs which needs expert services of contractor which does not involve direct exposure to the potential risk or work which involves only supervisory work such as expert for turbine overhaul, expert for boiler overhaul, expert for pump and motor, expert for compressor overhaul.

- 3.6. Head of the Division:** Business in charge of the division who is overall custodian of the generating station or transmission division or distribution division.
- 3.7. Category A Vendor: Vendor** eligible to carry out Very High & High risk (as per Tata Power Hazard Identification and Risk Analysis Procedure) and /or Long-Term Contract related to operation and maintenance (O&M) of plant. Vendors must fulfil the requirement specified for Category A in Appendix 12-CSMF-5 of this document.
- 3.8. Category B Vendor:** Vendors eligible to carry out technical jobs, that are classified under Medium /low risk. Vendors must fulfil the requirement specified for Category B in Appendix 12-CSMF-5 of this document.
- 3.9. Category C Vendor:** Vendors eligible for to carry out low or very low risk administrative and office jobs. For this he must fulfil the requirement specified for Category C in Appendix 12-CSMF-5 of this document.
- 3.10. Category D Vendor: All** Consultants, Medical Practitioners or vendors taking job from Tata Power and working from their own premises (e.g. motor rewinding at vendor's shop floor, equipment sent for repair to vendor's works etc.) are classified as Category D Vendor
- 3.11. High Risk Jobs: A Job or its activities are considered as Very High or High Risk when Order manager apply the "Tata Power Hazard Identification and Risk Analysis" procedure and found safety risk associated with are under Very High or High category. Indicative lists of jobs are given in appendix 15 of this document.**
- 3.12. Medium Risk Jobs: Jobs or its activities are considered as medium risk when Order manager apply "Tata Power Hazard Identification and Risk Analysis" procedure and found the same as Medium Risk.**
- 3.13. Low Risk Jobs: Any job or its activities are considered as Low or Very low risk while Order manager, calculate it by applying "Tata Power Hazard Identification and Risk Analysis" procedure and found it under Low or Very Low category.**
- 3.14. Long Duration Jobs:** When the duration of job is 12 months or more, it is considered as Long duration job
- 3.15. High Value Jobs:** When the value of the job contract is Rs. One Crore or more it will be considered as High value job.

4. Responsibilities

4.1 Order Manager: Order Manager is the Tata Power representative, who is responsible for:

- 4.1.1 Finalizing the Site Safety Management Plan along with Contractor, Safety Concurrences Group, Divisional Safety Head and Expert (External or Internal) if required.
- 4.1.2 Supervise and ensure work is carried out as per the Site Safety Management Plan including agreed Risk Assessment (HIRA/JSA) and Method Statement.
- 4.1.3 Conduct audit and evaluate Safety Performance of contractor.
- 4.1.4 Ensure contractors adhere to all statutory provisions.
- 4.1.5 In case any deviation is needed in agreed safety management plan or in CSCC process for execution of job, Management of Change procedure will be applicable, and approval may be obtained from divisional head /Cluster head.

4.2 Contractor: The person, entity or organisation who is executing the job for Tata Power under a contractual agreement and will be responsible for the following

- 4.2.1 To follow all Tata Power Critical Safety Procedure, Rules and guidelines given in Safety Terms and Conditions
- 4.2.2 Undertake job as per Site Safety Management Plan CSM-F10 and method statements agreed with Tata Power.
- 4.2.3 Raise any concerns with regard to their work and its safety with the Tata Power Order Manager.
- 4.2.4 Report all injuries, near misses, unsafe acts/conditions, and occurrences to the Tata Power Order Manager immediately.
- 4.2.5 Ensure that all sub-contractors follow the Tata Power Safety Procedure and agreed Site Safety Management Plan CSM-F10.
- 4.2.6 To follow all statutory requirements as per the laws of the land.
- 4.2.7 All vendors applying for A category jobs or submitting quote for high risk jobs shall obtain certificates of ISO 9001, ISO14001 and ISO45001 before submitting quote for high risk Jobs.

4.3 Safety Concurrence Group: It is Cross Functional Team constituted by Corporate Safety Team, which will have representatives from Execution department, Divisional safety and Corporate / Divisional contracts. SCG will be responsible for the following

- 4.3.1 Assessment of Safety Potential of new vendor before registration as per CSM-F1-Safety Category Qualification Form.
- 4.3.2 Safety Evaluation of the bids as per evaluation format CSM-F-9 Safety Bid Evaluation Criteria
- 4.3.3 Finalization of the Site Safety Management Plan CSM-F-10 submitted by the contractor.
- 4.3.4 Corporate Safety Team / Cluster Safety Head will be part of SCG during Safety Bid Evaluation for following types of jobs
 - 4.3.4.1 High-Risk jobs to be carried out in Annual Overhaul / Major Shutdowns and Outages.
 - 4.3.4.2 Capex jobs of High-Risk Category



NIT No.: TPCODL/P&S/100000119/2021-22

5.1 Vendor Registration

For Vendor Registration, Corporate Contract will issue following documents for evaluation of contractor's safety capability

- 1) [CSM-F1 –Safety Category Qualification Form](#)
- 2) [Safety Terms and Conditions](#)

The document [Safety Terms and Conditions](#) provides the information about Tata Power safety System to the contractor. Contractor will submit the [CSM-F1- Safety Category Qualification Form](#) with all relevant details and documents to Vendor Registration Initiator, which will in turn forward it to Safety Concurrence Group (SCG) for evaluation. The SCG will evaluate the details submitted by the contractor based on a predetermined criteria [CSM-F-5 Safety Potential Evaluation Criteria](#) for Vendor Registration and will determine the category (Category A/B/C/D) for which the contractor will be registered. As mentioned in the above criteria, a site visit may also be organized by SCG prior to registration under Category A and B. In case, the contractor does not qualify the safety criteria, the contractor will not be registered. However, he may apply afresh for registration after 6 months. Please refer [Appendix 1: Process Flow Chart for Vendor Registration](#).

5.2 Bid evaluation

At the time of placing the Purchase Requisition (PR), Order Manager is required to declare the risk involved in the of the job (i.e. High Risk / Medium Risk / Low Risk jobs, based on the RPN in HIRA. If the Job is “High Risk” or “Long Duration”, then RFQ will be attached with following documents:

- 1) [CSM-F7- Blank Safety Competency Form](#)
- 2) [CSM-F8 PPE requirements](#)
- 3) [Safety Terms and Conditions](#)
- 4) [Job Specific Safety Requirement \(Educational and Professional Qualification, Skill & Experience Manpower, Tools and Tackles \(e.g. man lifter, use of drone, use & availability of rescue kit\), Work Methodology etc.\)](#)

Otherwise the RFQ will be attached only with [Safety Terms and Conditions](#). Long term and low value jobs (see definition) are exempted from the CSCC process.

Corporate Contracts will collect duly filled [CSM-F7 Safety Competency Form](#) along with the bid. All other stakeholders will also put their efforts to get all relevant safety data during meeting / discussions with the vendor. SCG will evaluate the document as per the [CSM-F9 Safety bid evaluation criteria](#). If any specific condition related to Contract is required to convey to contractor, Site safety team will attach the same as Annexure for specific conditions of job and submit it to contract team along with safety bid evaluation form. Commercial bid of contractor will be considered for evaluation by contract team only if contractor is qualified in safety bid. Site Safety Management Plan, defining the complete procedure of executing the job at site will be signed by the contractor and SCG after mutual agreement. CC will attach a copy of site safety Management Plan and any specific condition of contract along with PO to the successful bidder. Please refer [Appendix 6: Process Flow Chart for issuing RFQ and PO significant health and safety risk associated with it](#).



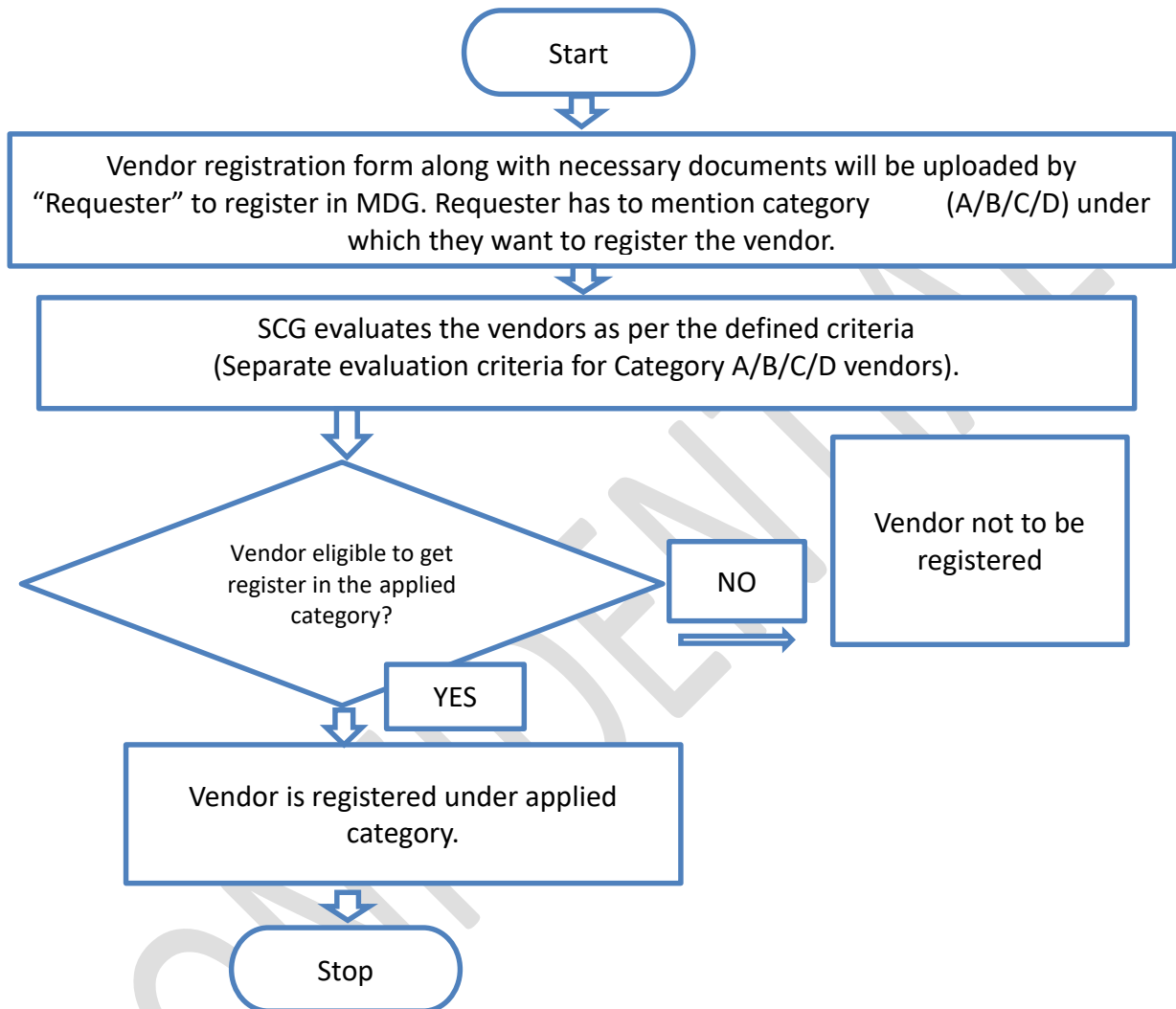
NIT No.: TPCODL/P&S/100000119/2021-22

5.3 Safety Performance Evaluation

During the time of job execution, regular site inspection will be carried out by the Tata Power officials and violations will be dealt as per [CSM-F4 Safety Violation Penalty Criteria](#). Apart from this, monthly safety performance of the contractor will be evaluated based on the predetermined criteria as per [CSM-F11 safety Performance Score](#) and monthly score will be maintained by the Order Manager. Certain percentage of each running bill will be retained as Safety Retention amount and will be released on the basis of Safety Performance Score at certain intervals as defined in [CSM- F-3- Safety Performance Evaluation Criteria](#). Please refer [Appendix 10: Process Flow Chart for Safety Performance Evaluation](#). Percentage of retention amount is mentioned in safety terms and conditions.

CONFIDENTIAL

Appendix 1: Process Flow Chart for Vendor Registration





Appendix 2: CSM-F-1 Safety Category Qualification form

1. "Safety Category Qualification Form" is part of vendor registration form. It needs to be filled by the contractor at the time of Registration and should be submitted to Requester / order manager with all relevant documents.
2. The same will be evaluated by Safety Concurrence Group of the Division (SCG) as per the criteria given in CSM-F-5.
3. Information provided by contractor will be verified during site visit.

Safety Category Qualification Form

Please consider my application for

Category A Vendor: Vendor eligible to carry out Very High- and High-risk O&M jobs

Category B Vendor: Vendors eligible to carry out technical jobs, classified as Medium / low risk

Category C Vendor: Vendors eligible for to carry out low or very low risk administrative and office jobs

Category D vendor: All Consultants, Medical Practitioners or vendors taking job from Tata Power and working from their own premises.

Name of the Vendor:						
Sr. No	Safety Information	Remarks	Attachment			
1	Certified for i. OHSAS 18001/ ISO 45001, ii. ISO: 14001 iii. ISO: 9001 (ISO certificates to be issued from reputed accreditation agencies specified by Tata Power)	i. Y/ N ii. Y/ N iii. Y/ N	Attach copy of the certification			
2	Safety Statistics for Last Three (3) Years - LTIFR - LTISR	Yes/No		Year 1 (Last FY)	Year 2	Year 3
			LTIFR			
			LTISR			
3	Do you have Safety Policy?	Yes/No	Attach copy of the safety policy.			
4	Do you have Safety training process?	Yes/No	Attach safety training process.			
5	Do you have Safety organization structure e.g. Safety Officers and Safety Committees?	Yes/No	Attach copy of the safety organization structure.			
6	Name and address of sites where work is in progress or worked earlier	Yes/No	Site details to be attached for inspection by Officials.			

Signature :

Name and Designation :

Stamp of Organization :

Appendix 3: Safety Terms and Conditions

Please refer the attached document [Safety Terms and Conditions](#).

Appendix 4: CSM- F-3- Safety Performance Evaluation Criteria

1. A certain percentage of the bill value will be retained against every running bill as safety performance retention. The amount will be released with the last invoice or every six-month based on Safety Performance Score of contractors. The retention amount will be calculated based on contract value as below.

Contract Value	Retention Amount (%)
Up to 10 Lakhs	2.5
10 – 50 lakhs	2
0.5 to 10 Cr	1.5
>10 Cr	1

2. The evaluation criteria include Lead Indicators such as CFSA (Contractor Field safety Audit) score, percentage of workers trained in TPSDI, inspection of critical equipment. Lag indicators such as Fatalities, LWDC and man days lost.
3. The retention amount saved will go to a separate Safety Improvement Fund.
4. For the contract value of more than Rs 1 Cr or contract duration more than 12 months, the retention amount shall be released half yearly based on safety performance. For all remaining contracts, the retention amount will be released with the final bill.
5. Long term jobs with low value (Less than Rs. 1 Cr.) are exempted from the safety retention. Invoice of these type of jobs can be cleared without safety retention.
6. In case of job stoppage due to safety violations / unsafe observations at the site, no time extension shall be given to the contractor, if such delays are attributable to contractor.
7. In case of fatality, limb loss or loss of property, vendor must pay for liability, legal, statutory and additional mutually agreed settlement charges imposed by the appointed committee. This charge is over and above the retention amount.
8. The committee will finalize an amount between 5 -50 lakhs based on factors such as advise by statutory authorities, contract value and impact of accident etc.
9. Safety performance bonus 1% (limiting to 50 lakhs) of the invoice value will be considered at the end of the job if the contractual safety performance score 100%.
10. During the progress of the work, concerned Supervisor/Engineer will visit and inspect the work site regularly and evaluate the safety performance of the contractor based on matrix attached herewith and apply the Consequence management policy as applicable.
11. Order Manager, divisional chief and SBU head have the authority to terminate the contract in case of three consecutive serious violations.

Safety Performance Evaluation report- CSM-F-3

	<u>Lead Indicators</u>	Unit Of measurement	Target	weight age
1	% of Employee certified in TPSDI/Authorized agency	%	50%	10
2	CFSA score (Annexure 6.1)	Average Severity of Violations	1.49	20
3	Monthly inspection completed by contractor for Critical Equipment, lifting Tools & Tackles and hand tools used at site as per Tata Power Checklist	%	80	5
4	Revalidation of Condition of tools, tackles and equipment by Order Manger.	%	100	15
	<u>Lag Indicators</u>			
1	Number of Fatalities	No.	0	30
2	Number of Lost workday case (LWDC)	No.	0	10
3	Man-days Lost	No.	0	10

Appendix 5: CSM- F-4 Safety Violation Penalty Criteria

Penalty shall be imposed on the contractors under the following circumstances for breaching the contractual agreements:

S No	Description of violation	Severit	Penalty
1.	Working without Permit	5	5000/-
2.	Untrained (TPSDI) worker on high-risk jobs.	5	5000/-
3.	Unhygienic/Bad condition of PPE	2	250/-
4.	Not following Tata Power Procedure & Standard	4	2000/-
5.	Unsafe Act/Condition of Severity 4	4	2000/-
6.	Unsafe Act/Condition of Severity 5	5	5000/-
7.	No Earthling of Electrical equipment	5	5000/-
8.	Damaged welding cable	5	5000/
9.	Violation of Positive Isolation Procedure (LOTO Not followed)	5	5000/
10.	ELCB of more than 30 mA/ELCB not working	5	5000/
11.	On/Off switch of welding m/c not working	5	5000/
12.	Electric cable tied with metal wire	5	5000/
13.	Leakage found DA hose / cylinder	5	5000/
14.	Use of LPG	5	5000/
15.	Use of IC engine based Three-wheeler at the work site.	5	5000/
16.	Starting the job without Toolbox Talk	5	5000/
17.	Spatter falling on DA hose / Gas-line/ pathways / Equipment	5	5000/
18.	No safety latch in crane hook	5	5000/
19.	Load raised or swung over people or occupied areas of buildings	5	5000/
20.	Persons standing in swing area of construction equipment.	5	5000/
21.	Using damaged slings.	5	5000/
22.	Unstable scaffolding/nonstandard Scaffolding in use	5	5000/
23.	Handrails and mid-rails are missing	5	5000/
24.	Safety Harness not anchored with lifeline/fixed structure	5	5000/
25.	Fall arrestor not provided/ Not being used.	5	5000/
26.	Double lifeline not used for working at height	5	5000/
27.	No rubber mat in Electrical Distribution (DB) room	4	2000/-
28.	Water found accumulated in Electrical Distribution room/near welding machine.	4	2000/
29.	Inserting electric cables into socket, without using plug.	4	2000/
30.	Use of damaged electrical cable/two core cables.	4	2000/
31.	Inflammable material found in Distribution Room / welding areas.	4	2000/
32.	Loose material falling into excavated pit	4	2000/
33.	Water logging into excavated pit /trenches	4	2000/
34.	No / inadequate Barricade	4	2000/
35.	Undercut / cave-in found on sides of excavated pits	4	2000/

36.	Grinding wheel/ Coupling/ Piling winch/other rotating parts without guard	4	2000/
37.	The HMV/Mobile Crane operator does not have a valid HMV driving license.	4	2000/
38.	The loading area is not leveled properly.	4	2000/
39.	Ladder not anchored at top	4	2000/
40.	Opening found in working platform of scaffolding/floor	4	2000/
41.	Inadequate illumination at the working area	4	2000/
42.	Loose material lying on Gantry, platform	4	2000/
43.	Cleaning with Compressed Air.	3	500/-
44.	Gas Cylinders using without cap.	3	500/
45.	Gas Cylinders stored without securing	3	500/
46.	Bringing inside any other chemicals, apart from approved by Safety dept.	3	500/
47.	Using drum for sitting or accessing height.	3	500/
48.	Misusing emergency facilities like fire hydrant line/ hose box/ spray system/ eye wash etc.	3	500/
49.	No provision of Safety net where falling materials or tools may occurs	3	500/
50.	Taking electrical supply from non-designated outlet (other than socket).	3	500/
51.	Restricted gangways due to unwanted materials.	3	500/
52.	Not reporting incident.	3	500/
53.	Entering into restricted area like switch yard/ hazardous storage	3	500/
54.	Work without supervision	3	500/
55.	Parking of vehicle without applying wheel choke at right front-front and left rear-rear wheels other than passenger cars.	3	500/
56.	Heavy Vehicle without helper or co-driver.	3	500/
57.	Not wearing florescent safety jacket at site.	3	500/
58.	People travelling in load body of vehicle.	3	500/
59.	Parking of vehicles at non designated area.	3	500/
60.	Shifting heavy materials without guide ropes.	3	500/
61.	Using other than 24V lamp inside the confined space/Use of other than 24V lamps.	3	500/
62.	Angular loading/ lifting with Crane or hoist.	3	500/
63.	By passing the limit switch/ Safety Interlock.	3	500/
64.	Housekeeping activities on road without proper barricade.	3	500/
65.	Trying to board or alit from running vehicle.	3	500/
66.	Cylinder Valves of Gas cylinders not closed when not in use.	3	500/
67.	Flash-back arrester not used.	3	500/
68.	Hand Trolley wheel found damaged.	3	500/

69.	Guy ropes of required length on both sides of object are not used during movement with load.	3	5/ 00/
70.	Scotch block/wedge not provided, when the vehicle is parked.	3	500/
71.	Suitable Trolley not provided to hold the cylinders.	3	500/
72.	Locked First Aid box	3	500/
73.	Caution boards, danger signs (luminescent /red) along with emergency contact number are not found displayed.	3	500/
74.	Person found jumping barricading tape	3	500/
75.	Stacking of pipes, pile casing, drums without chock blocks/wedges	3	500/
76.	The terrain on which Heavy Equipment/Machinery moves is not reasonably hard.	3	500/
77.	Without Safety Helmet at working sites	4	250/-
78.	Without Crash Helmet (on bikes)	4	500/-
79.	Without Full body double lanyard Safety Harness (for work at height)	5	5000/-
80.	Without Hand gloves - Material Handling, Welding, Cutting,	4	100/-
81.	Without Safety goggles/ face shield - Welding/Cutting /Grinding	5	5000/-
82.	Handling Chemical without PVC Apron	5	5000/-
83.	Smoking in prohibited area (Closed Go-downs, Storage of flammable material, Storage of Gas cylinders)	5	1000/-
84.	Sleeping at Workplace	3	100/-
85.	Driving beyond speed limit	3	1000/-
86.	Seat Belt While Driving (for front seat passengers and driver)	3	500/-
87.	Driving without license	4	1000/-
88.	Heavy Commercial vehicles without reverse horn	3	500/-
89.	Nonfunctional Head light/ taillight and side indicators	3	100/-
90.	Using Mobile Phone During Driving	5	5000/-
91.	Poor visibility of registration number/ without registration number	3	100/-
92.	Broken/ without Side view mirror	3	100/-
93.	Over speeding above specified limit	3	500/-
94.	Broken/ Without Pressure gauge on Oxygen/ LPG / Acetylene cylinder.	3	500/-
95.	Without Flash back arrestor on Industrial Acetylene & Oxygen cylinders.	5	5000/-
96.	Spillage of hazardous material/chemicals during transportation	4	2000/-
97.	Electrical equipment without Earthing/ ELCB/ Double Insulation Cable.	5	5000/-
98.	Lifting Tools & Tackles used without/ expired Test Certificates.	5	5000/-
99.	Housekeeping repeatedly not maintained		

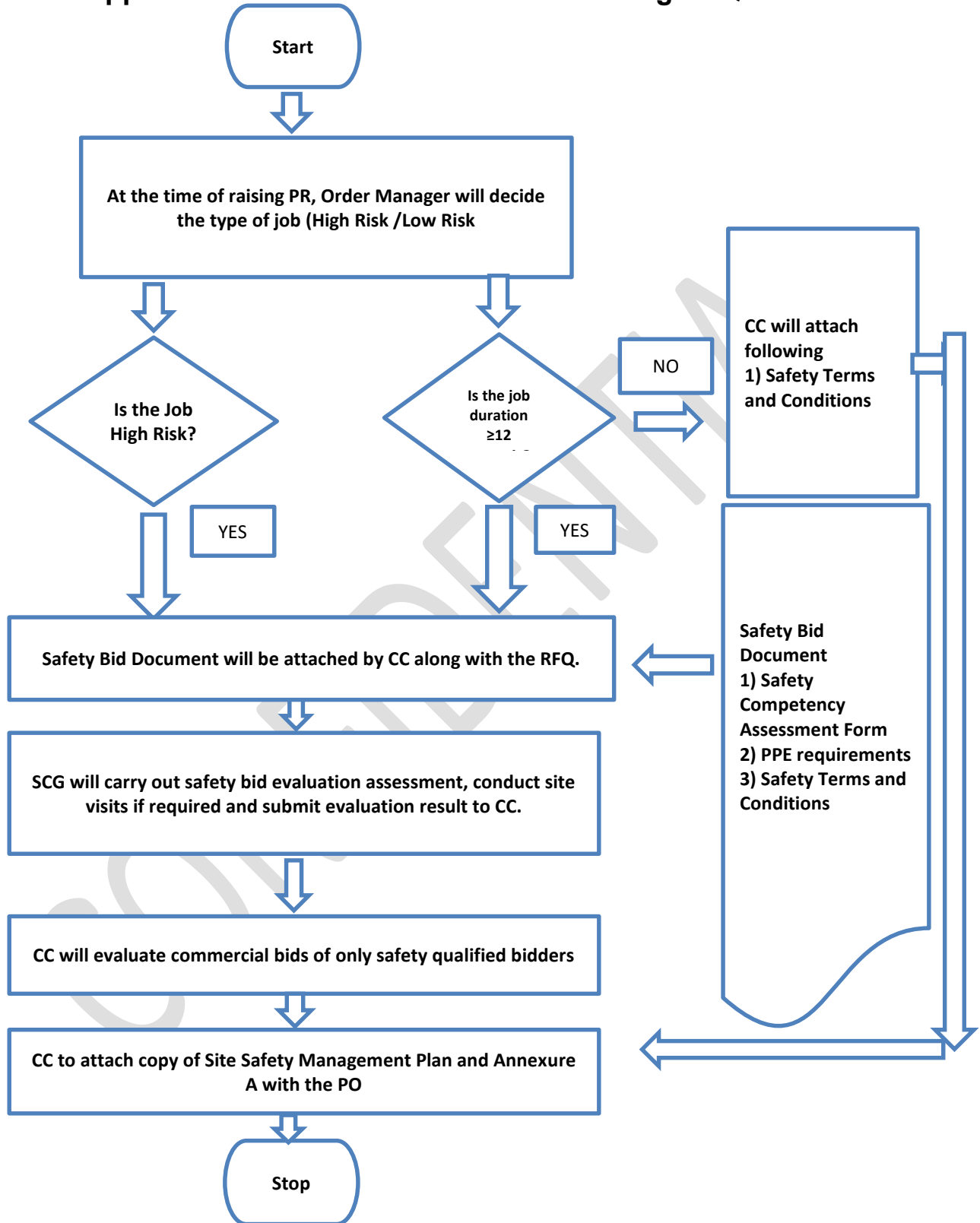


NIT No.: TPCODL/P&S/100000119/2021-22

100.	<ul style="list-style-type: none">• First Time	3	Warning
101.	<ul style="list-style-type: none">• Second Time	4	1000/-
102.	<ul style="list-style-type: none">• Third Time	5	5000/-
103.	Serious Violation of House Keeping (after 1st or 2nd warning to be decided by Project Manager depending on the severity)	5	Rs.10000/- and above
104.	Repeat Violation of same nature	5	5 X Penalty for Violation
105.	Appointment of subcontractor without his Safety Bid Evaluation and/or without the permission of engineer in charge or Order manager.	5	5% of Contract Value

CONFIDENTIAL

Appendix 6: Process Flow Chart for issuing RFQ and PO





NIT No.: TPCODL/P&S/100000119/2021-22

Appendix 7: CSM-F-7 Safety Competency Form (Template)

Name of the Vendor/Bidder : -

Name of the Sub Vendor (If job is given to Sub Vendor) : -

Description of the Job : -

Request for Quotation (RFQ) No. :-

Vendor/Bidder to mandatorily provide the below safety competency related information.

1. Proposed Manpower Deployment Schedule: -

Category of Manpower Deployed	Minimum Qualification & Experience	Proposed Numbers against each category month-wise			
		Month 1	Month 2	...	Month n
Project Manager					
Site-In-Charge (Site Manager)					
Shift-in-Charge					
Safety Officers					
Supervisors					
Technicians					
a.....					
b.....					
Highly Skilled Workmen					
a.....					
b.....					
Skilled Workmen					
Semi-Skilled Workmen					
Unskilled Workmen					
Total Manpower					

Instructions to Bidder to fill:

1. Bidder to provide the overall site manpower deployment schedule as above.
2. Bidder to indicate (through colour code mentioned below) their direct and sub-contracted employees

Direct bidder employee

Partly Direct / Partly sub-contracted

Sub-Contracted

3. Against each of the category, bidder to indicate the minimum qualification and experience of the proposed manpower.
4. Rows can be added to also identify other specialised manpower e.g. specific details to be included for high risk activities operators
5. Columns can be extended to the actual duration of Site activities.
6. Bidder to note that if operations is in shifts, then Shift-in-charge / safety officers are required for each shift of operation.

2. List of Tools, Tackles, Machines and Equipment: -

Bidder/ Vendor to provide the list of tools, tackles, equipment **to be used during the job / project execution**. Bidder/Vendor to ensure that all the lifting tools and tackles, pressure

vessels are duly certified by the competent person authorised by the Chief Inspector of Factories of the respective state prior to start of the job

Sr. No.	Description of Tools / Tackles	Capacity / Rating	Quantity	Make	Remarks
1					
2					
3					
4					
5					
6					
7					
...					

3. Safety Records:

Bidder to provide the details of fatalities and lost workday cases (LWDC), occurred in last three years (data to be provided for the last completed FY and preceding 2 years).

Description	Safety Data for Last 3 Years		
	Year 1 (Last FY)	Year 2	Year 3
	20__ - __	20__ - __	20__ - __
Fatalities (Nos.)			
Lost Workday Cases (Nos.)			

In case of no fatalities, LWDC during any year, the form may be filled stating NIL against the respective year. Bidders are encouraged to also submit the RCA / incident investigation reports and the learning's implemented out of the above reported incidents

4. Job Safety Plan/ Method Statement:

Bidder to provide / enclose a detailed Site/Job Safety Plan along with a Method statement detailing the execution philosophy (how the bidder intends to execute the Job/Project), identifying all key activities which are required to be performed by the contractor at Site. Bidder to also list down all high-risk activities and provide the Hazard Identification and Risk Assessment (HIRA) for all such high-risk activities involved in the site work.

(Use Method Statement template attached as annexure A and sample as attachment B)

5. Management System Certification: -

Sr.	Certification	Yes / No	If Yes, Year of Certification	If No, Next date for Certification
	ISO 9001			
	ISO 14001			
	OSHAS 18001 / ISO 45001			
	Any other (please specify.....)			

Note: Please attach certificates to support above. In case not accredited for above but applied for, application letters may be attached.

Appendix 8: CSM-F-8 PPE requirements

The Contractor shall ensure that the following PPE of Approved standards shall be available at all time and shall be used by his employees with no exception whatsoever.

1	All contractor's employees at site	Safety Florescent Jacket (orange color), Safety helmet & safety shoes with Composite or steel toe cap
2	Workers mixing asphalt, cement, lime / concrete	Safety goggle & protective Hand gloves and footwear, Nose mask.
3	Welders / Grinders	Welding screen/goggles, safety shoes, leather hand gloves, aprons, leg guard
4	Stone breaker	Protective goggle, hearing protection, anti-vibration hand gloves and Protective clothing.
5	Electricians	Rubber hand gloves & Electrical resistant shoes.
6	Workers engaged in insulation using glass wool etc.	Respiratory mask & leather Hand gloves, goggles.
	Workers engaged in coal handling plant, ash handling plant and working in high dust area.	Dust mask, Hand gloves, protective goggles.
7	Workers working at a height of 1.8 Meter or above.	Double lanyard full body harness, fall arrestor and safety net made of reinforced nylon fiber ropes firmly supported with steel structures

- PPE shall be conforming to BIS/DGMS/DIN specifications, in good condition and shall be comfortable to his employees, when used.



NIT No.: TPCODL/P&S/100000119/2021-22

Appendix 9: CSM- F-10 Site Safety Management Plan / Method Statement

Site Safety Plan / Method Statement (Template)

This Method Statement describes the specific safe working methods which will be used to carry out the described work. It gives details of work procedure with control measures to counter health and safety issues related to this work. The listed content of this Method Statement can be changed/modified subjected to job scope / specifications, but task specific method statement once finalized & approved, that should not be modified during work execution without permission from the approving authority.

Project/Job Name		
Scope of work: -		
Drawing References: -		
Detail of Sub contractors involved: -		
Method Statement Prepared By: - Designation: - (e.g. Site Manager)	<u>Signature</u>	<u>Date</u>

1.0 Introduction (*Describe purpose of the work, give details of type and scope of work being carried out*);

--

2.0 Location of Work (*Give site address and precise location on site where work is to be carried out.*)

--

3.0 Safety Document /Specific Approval Required (*Details of any safety documents or specific approval i.e. Client specific approval required to undertake the work*)

5.0 Role & Responsibilities of Personnel/Parties Involved in activities: -Clearly define role and responsibilities of all personnel involved in activity i.e. Site management staff including subcontractors' parties- Main contractor Project/Site Manager, Sub Contractor Site Manager, Project Engineer, Safety officer, Competent Supervisory Staff)

CONFIDENTIAL

6.0 Working/Activity Description: - *It is important that all operatives should have clear idea of those operational sequences and responsible supervisor must verify their competency prior to their engagement in operation.*

6.1 Pre-Working Checks

6.2 Resources (Equipment, tools including manpower) Details *i.e. Equipment and Tools, specific operational equipment, test kits, lifting resources, Details of materials to be used in operation, including any reference to COSHH assessments in case of use of any chemicals, Details of the manpower allocated to the task, e.g. titles, qualifications, competences, direct manpower, contractors. Details of plant, tools and equipment to be used for the work, including the availability of relevant statutory documents, checks or inspections etc. Details of fencing, barriers, cones, chains, dangers notices, warning signs etc.*

Tools required for work:

Sr.No	Tools /Equipment /Machine	UOM	Required Qty.	Remark
1				
2				
3				
4				
5				
6				
7				
8				
9				
10				

6.4 Operational Sequence of work: - *Full description of the work, setting out the methodology in a sequential manner, including any reference to any identified operational restraints. Also refer here sec. 5.0 responsibilities part for every step of work sequence).*

Sr.No	Activity	Details of job sequence	Risk Involved	Control Checks








1.				
2.				
3				
4				
5.				

6.7 Final Checks & restoration of work area after completion of work :- *Those checks to be carried out by responsible supervisor in witness of his line hierarchy by use of specific checklist of certain operational checks and once those completed satisfactory, PTW (if applicable) to be closed and isolation arrangements to be restored by removing barricades/cautionary tags.*

7.0 Task Specific Hazards: - *Refer to Task Specific Risk Assessment and attach in appendix*

Attachment: - Specific Risk Assessment

In addition, please provide below control measures in risk assessment (as applicable).

Fall Protection Measures: (Where Work at height cannot be avoided)							
Control Measures for Electrical Hazards							
Others Hazard if any (please provide details)							
Hazardous Substances to be used in job : (Attach MSDS if required)	 Acute Toxic	 Health Hazard	 Corrosive	 Dangerous For the environment	 Oxidising	 Highly flammable	 Explosives
	Yes /No	Yes /No	Yes /No	Yes /No	Yes /No	Yes /No	Yes /No


7.0 Emergency Provisions: -*Relevant operational possibility of a programme in the case of emergency situation i.e. electrical supply restoration. In addition emergency response provisions i.e. first aiders, fire fighting, and first aid arrangements, nearest onsite/offsite emergency response also to be considered during emergency planning.*

8.0 "5S issues" / Waste Disposal/ Housekeeping and Environmental issues: -*Details waste disposal processes and or housekeeping activities, Details of environmental impacts and control measures.*

9.0 Personal Protective Equipment (PPE):- (*Tick on PPE requirements for the task/Job*)

Required Personnel Protective Equipment:							Other: 1. Hi-Viz 2. Coveralls 3.
	Safety Boots	Hard Hats	Safety Gloves	Hearing Protection	Eye Protection	Respiratory Protection	

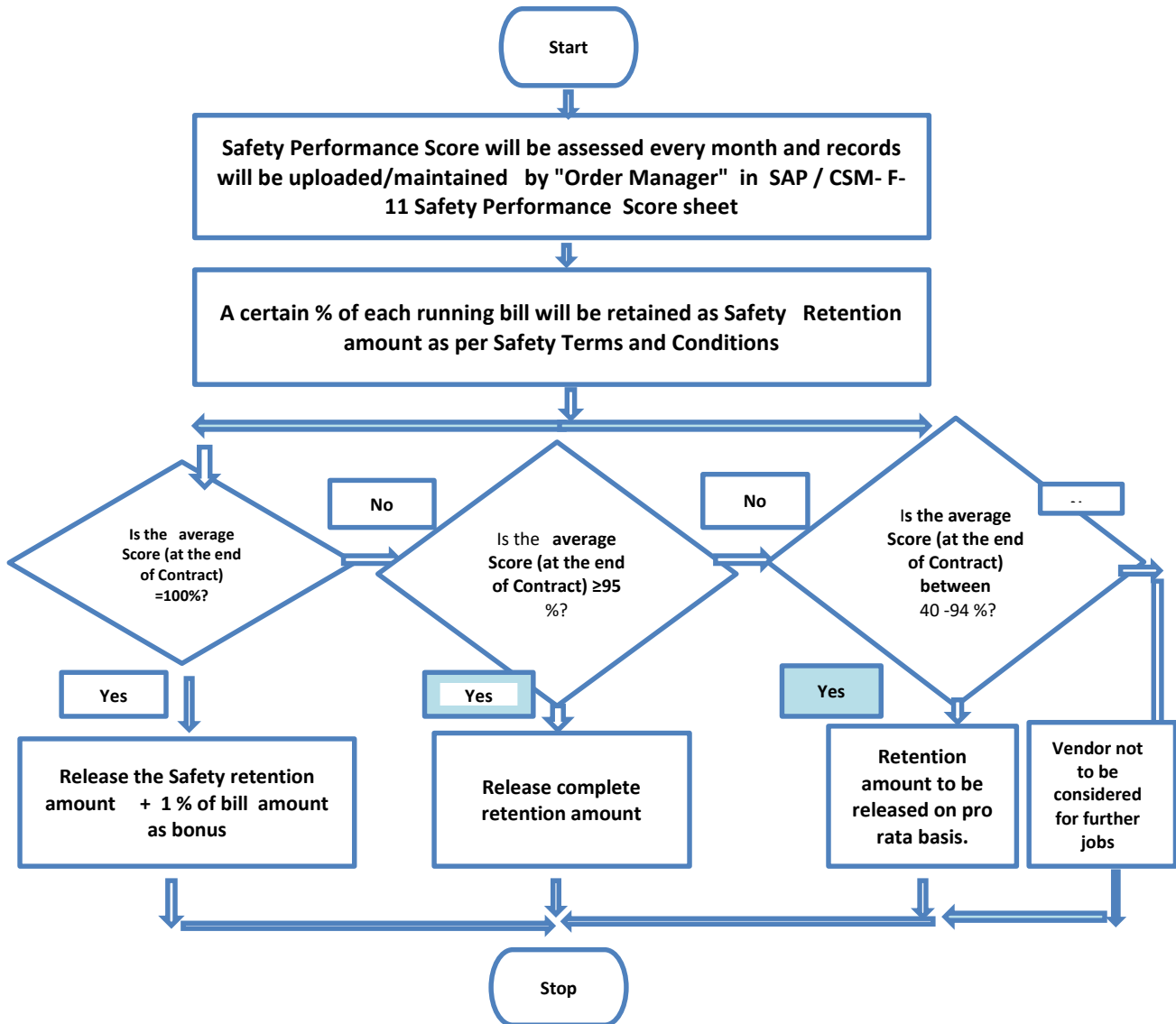
10.0 First Aid facilities and Nearby Hospitals Details

	Name of On-Site First Aider:	
	First Aid Box Location:	
	Location of Nearest Hospital:	

11.0 Occupational Health, Fitness and COVID-19 related Preparedness:

1. Please give a brief writeup / methodology of your organization planned to avoid impact of the COVID-19 pandemic at Tata Power working site.
2. Please give brief details of occupational health and hygiene related interventions planned by your organisation to ensure good health and fitness of workforce at Tata Power site.

Appendix 10: Process Flow Chart for Safety Performance Evaluation





NIT No.: TPCODL/P&S/100000119/2021-22

Appendix 11: CSM- F-11 Safety Performance Score

S. No	Parameter	Unit of Measurement	Target	Weight age	Actual Performance	Actual Score
Lead Indicator						
1	% of Employee certified in TPSDI/Authorized agency	Number	50%	10		
2	CFSA score (Annexure 6.1)	Average Severity of Violations	1.49	20		
3	Monthly inspection completed for Critical Equipment, lifting Tools & Tackles and hand tools used at site	Number	80%	10		
4	Condition of critical tools, tackles and equipment	Number	100%	10		
Lag Indicator						
1	Number of Fatalities	No	0	30		
2	Number of Lost workday case (LWDC) (reportable)	No	0	10		
3	Man-days Lost	Man-days	0	10		
					Final Score	
					Invoice Value	
					Amount to be released	



Safety Performance Evaluation Criteria

Lead Indicators

	Target			
% of Employee certified in TPSDI/Authorized agency	50%	100%	Less than 100%	
Score		10	5	
	Target			
CFSA score	<=1.49	1.5 to 2.5	2.51 to 3.5	>=3.51
Score	20	15	10	0
	Target			
Monthly inspection completed for Critical Equipment, lifting Tools & Tackles and hand tools used at site	>=80%	79 to 50%	<50%	
Score	10	7	0	
	Target			
Condition of critical tools, tackles and equipment	100%	<100%		
Score	10	0		

Lag Indicators

Number of Fatalities	0	>0	
Score	30		0
Number of LWDC (reportable)	0	>0	
Score	10		0
Number of man days lost	0	1 to 5	>5
Score	10	5	0

Appendix 12: CSM-F-5 Safety Potential Evaluation Criteria for Vendor Registration

At the time of vendor registration, vendor will be registered under 3 categories

- 1) **Category A-** Vendors eligible to carry out High risk Jobs
- 2) **Category B-** Vendors eligible to carry out technical jobs that are low risk
- 3) **Category C-** Vendors eligible to carry out administrative and office jobs
- 4) **Category D-** Outsourced Jobs / Consultants /Medical Practitioners / Suppliers etc

For vendors to be registered under **Category A**, a safety potential evaluation will be carried out based on following parameters.

Sr. No	Description	Weight	Actual	Remarks
		age (%)	Score	
1	Does the contractor have a valid ISO 45001/ OHSAS 18001/ Certification?	30		
2	During site visit check for safety adequacy at site	30		Annexure - 12.1
3	Check the Safety statistics of Contractor	10		Annexure - 12.2
4	Check the Safety orientation & training process of Contractor	15		Annexure 12.3
5	Check the organizational structure for safety professionals & engineers / supervisors.	10		Annexure - 12.4
6	Certified/skilled workers as a percentage of overall workforce	5		
	Total	100		

Evaluation Criteria for Category B

Sr. No	Description	Weight	Actual	Remarks
		age (%)	Score	
1	Does the contractor have a valid ISO 9001 certification?	30		
2	During site visit check for safety adequacy at site	30		Annexure -12.1
3	Check the Safety statistics of Contractor	10		Annexure -12.2

4	Check the Safety orientation & training process of Contractor	15		Annexure -12.3
5	Check the organizational structure for safety professionals & engineers / supervisors.	10		Annexure -12.4
6	Certified/skilled workers as a percentage of overall workforce	5		
	Total	100		

Evaluation Criteria for Category C

Sr. No	Description	Weight age (%)	Actual Score	Remarks
2	Check the Safety statistics of Contractor	40		Annexure - 12.2
3	Check the Safety orientation & training process of Contractor	20		Annexure - 12.3
	Total	100		

Annexure 12.1: Evaluation Criteria for Category D:

Category D does not require any evaluation as it is for outsourced job outside the Tata Power company premise.

Annexure 12.2

Check List – Adequacy of Safety Statistics of Service Provider			Actual Marks obtained	Remarks
1	Check the safety statistics for last 3 years (LTIFR and LTISR)	Statistics available	Marks 5	
		Statistics not available	0	
2	Check the trend LTIFR for last 3 years	LTIFR value	Marks	
		0 to 0.2	5	
		0.21 to 0.3	2.5	
3	Check the trend of LTISR last 3 years	LTISR value	Marks	
		0 to 2	5	
		2 to 3	2.5	
4	Has there been any Prosecution/Conviction for any contravention with regard to Safety & Health provisions under the Factories Act /Electricity Act/ BOCW Act and Rules framed there under?	No Prosecution	Marks 10	
		Prosecution	0	
		To be provided in written on letter head		
		Total		

Annexure 12.3

Check List – Adequacy of Safety orientation & training process of Service provider			Actual Marks obtained
1	Records of safety trainings provided to safety officer/supervisor/workmen during last 1 year as percentage(%) of total employed by service provider	Safety Officer	Marks
		≥80% of employees	5
		50 to 79 % of employee	2.5
		<50%	0
		Safety Supervisor	Marks
		≥80% of employees	10
		50 to 79 % of employee	6
		<50%	0
		Workmen	Marks
		≥80% of employees	10
		50 to 79 % of employee	6
		<50%	0
Total			25

Annexure 12.4



NIT No.: TPCODL/P&S/100000119/2021-22

Check List – Adequacy of organizational structure for safety professionals & engineers / supervisors.			Actual Marks obtained	
1	Check availability of number of safety officers from government recognized institute as per workforce strength.	Marks		
		1 in 50 employees		10
		1 in 100 employee		6
		Any other		0
3	Check availability of qualified workforce from government recognized institute/TPSDI.	Marks		
		100% of safety officers qualified		5
		50 – 99% of safety officers qualified		3
		<50		0
Total		15		

CONFIDENTIAL

Appendix 13: CSM-F-9 Safety Bid Evaluation Criteria

The User has to select whether the job is high risk/ long duration at time of raising the PR.

- 1) The decision whether job is “**high risk**” or not has to be made by order manager on the basis of Risk involved (Risk Priority Number in HIRA) of the Jobs. An indicative list of high-risk jobs is attached as annexure
- 2) If a technical job is of low risk with estimated duration of the contract is 1 year or more the job should be treated as “**long duration**”.
- 3) All Safety bids will be evaluated by Safety Concurrence Group. Structure of SCG will be declared by Corporate safety. Corporate safety team will audit bid evaluation process of a few selected jobs and Quality of evaluated safety Bids.
- 4) Records of jobs sent by for Safety Bid evaluation shall be maintained by Corporate Contract team in existing tracing sheet along with other jobs.
- 5) For Safety Bid Evaluation will be based on following parameters.

		Minimum Requirement	Weight age (%)	Score Obtained
Manpower	Safety Officer (1 per 500 workers)	Qualification- Officer shall possess Advance Diploma In Industrial Safety by state technical board. Experience- Minimum 1-year experience in relevant field as mentioned in the job in PR.	5	
	Safety Supervisor (1 per work site up to max. 50 workers)	Qualification- Supervisor shall possess ITI/ Diploma in relevant field. Experience- Minimum 2-year experience in relevant field as mentioned in the job in PR. Training – Trained and certified by TPDSI or equivalent institute in relevant safety procedures. Note: On request of the contractor/Users -TPDSI should vet & certify the skilled & experienced Technician if Technical Qualification is not adequate.	5	
	Technician (Skilled workers as electrician, rigger, fitter, welder, cable jointer, line men etc)	Experience- Minimum 2 year experience in relevant field as mentioned in the job in PR. Training – Trained and certified by TPDSI or equivalent institute in relevant safety procedures.	5	

Tools & Tackles	Equipment / Machines/ Tools & Tackles(lifting and shifting tools)	The list of Equipment /Machines / Tools and tackles to be used for job to be submitted by the contractor. Evaluation of the list will be carried out based on 1) Suitability as per the relevant job 2) Make and age of the tools from authorized agencies defined by the user. 3) Certification by the competent authority of respective state.	30	
Safety Records	Safety Records	Safety Records for last 3 years (as per vendor or as per our knowledge) – Recommendation?	15	
Safety Plan	HIRA/Contract Job Safety Plan	Adequacy of HIRA and Job Safety Plan with respect to relevant job. More weight age will be given to vendor for using mechanized work and advanced tools and equipment	20	
Accredited Bodies certificate	ISO-9001	ISO-9001	2	
	ISO-14001	ISO-14001	3	
	OHSAS 18001 ISO 45000	OHSAS 18001/ISO 45000	15	
		Total Score		

- 6) Vendor entitled to carry out the job only when qualified for the safety evaluation as follows:
Contractor is qualified in safety bid only if his total score is more than 70% in all category 1 jobs such as high risk/long duration.
- 7) The Corporate Contract has to ensure that the vendor provides the filled “Safety Competency Form” along with the quotation.
- 8) Corporate Contract will forward the Safety Competency Form received from the contractor to the Safety Concurrence Group for evaluation.
- 9) In case SCG wants to visit the site, the Safety Competency will be based on evaluation at the time of site visit Annexure 13.1

Annexure -13.1:

Checklist to be used: During site visit to check the adequacy Safety systems.			
		Observation	Score* (1-5)
1	Check the adequacy of safety policy and Safety Management system of the contractor.		
2	Does the contractor have written down safety procedures?		



NIT No.: TPCODL/P&S/100000119/2021-22

3	Check the records of Near miss, unsafe act, unsafe conditions and incidents.		
4	Check the organization setup to implement the safety systems at site (safety officer, safety supervisor)		
5	Check whether safety meeting and toolbox talk carried out regularly and records maintained or not.		
6	Is the process of incident investigation adequate or not?		
7	Verify incident reporting and recording system		
8	Check the usage of equipment/tools and tackles.		
9	Check for housekeeping at site		
10	Check the use of PPEs and general behavior of workforce towards safety		
Total Score			
Site Visit Score			

Score* - rating on the scale of 1-5 to be given based on the observations on site. Score of 1 is the lowest and score of 5 is the highest.

Appendix 14: CSM-F-11.1 CFSA Format

CONTRACTOR FIELD SAFETY AUDIT						
Project Name :						
Date:						
Description of Severity rating:			Audit Team:			
	1 = Untidy area, minor issues, sets poor example					
	2 = Restricted access, unacceptable trash, disorderly					
	3 = Rule or procedure violation, potential injury					
	4 = Unsafe condition, serious injury potential					
	5 = Immediate serious injury potential, stop activity immediately and correct		Audit Time:		10:00hrs -11:30 hrs	
			Weather:		cloudy	
	Description	Responsible	Number Personnel Observed	Violations	Remarks	Leading Indicators



NIT No.: TPCODL/P&S/100000119/2021-22

		Engineer	Contractors	Good Citizens	Violators	Number of Violations	Severity	Violations x Severity		4 & 5	PPE	Unsafe Act	Unsafe Condition
Are													
a													
1													
	Sub Totals			0	0	0	0	0		0	0	0	0
	% of Observed People Working Safely												
	Number of Violations												
	Average Severity of Violations												
	Number of Severity 4 & 5 Violations												
	% of 4 & 5 Violations												
	Approximate Number of Workers Observed												
	Number of People on Site												
	% of Workers Observed												

Appendix 15: Indicative List of High-Risk Jobs

To access the exhaustive list of High-risk jobs, please refer the following documents

- 1) [High Risk Jobs- Generation](#)
- 2) [High Risk Jobs- T&D](#)
- 3) [High Risk Jobs- Renewable](#)

Indicative List of High-Risk Jobs -Generation Cluster				
Sl. No.	Jobs			
1	Demolition / Painting of Chimney			
2	Survey Sounding Jobs in Sea			
3	Dredging at Coal Birth Jetty			
4	Maintenance / Testing and Replacement of Extra High Voltage (132 KV etc.) Switchyard equipment			
5	Maintenance of EOT Cranes			
6	Deep excavation (5 feet or more) near existing buildings /Structure s			
7	Working inside confined spaces (entry through manhole)			
8	Operation Maintenance of elevators			
9	Working on Live control Circuits for identification of faults			
10	Cable laying and termination Jobs			

Indicative List of High-Risk Jobs - T&D Cluster				
Sl. No.	Jobs			
1	Transmission Line Tower Erection on columns, near live lines, In congested areas, In creeks, In the Sea			
2	Conductor Stringing on Tower Using Tensioner & Puller in the area such as Line Crossing, Near Live lines, Congested Areas, Road Crossing, Bridge Crossing, Railway line Crossing, In creeks ,In the Sea			
3	Cable Pulling by Using winch Machine in City and Rural Areas			
4	Hot Washing of HT and Extra HT lines, Towers and switchyards equipment			
5	Installation of Lifts			
6	Installation of EOT Cranes			
7	Tower Dismantling			
8	Working on H Frame /Pole mounted Transformers			
9	Excavation in operational Area heaving power cables in receiving station			
10	Identification and spiking of cable / disconnection of cables from poles			



NIT No.: TPCODL/P&S/100000119/2021-22

Indicative List of High-Risk Jobs - Renewable Cluster

Sl. No.	Jobs				
1	Working on Electrical Panels				
2	Hi Potting of Equipment				
3	Battery commissioning and maintenance				
4	Working on the nasal of Wind Turbine				
5	Working on live electrical switchyard, material Handling and Equipment installation				
6	Roof Top Solar Panels Installation and maintenance				
7	Working in live Electrical Switchyard, Material Handling, equipment installation				
8	All maintenance activities that requires climbing on Towers /Structures / Transformer/ GODs				
9	Loading and Unloading of Solar Panels on trucks				
10	Structural Repair /Dismantling work at height.				

CONFIDENTIAL



NIT No.: TPCODL/P&S/100000119/2021-22

ANNEXURE X
TATA CODE OF CONDUCT

The Owner abides by the Tata Code of Conduct in all its dealing with stake holders and the same shall be binding on the Owner and the Contractor for dealings under this Order/ Contract. A copy of the Tata Code of Conduct is available a tour website:

<https://www.tatapower.com/pdf/aboutus/Tata-Code-of-Conduct.pdf>

The Contractor is requested to bring any concerns regarding this to the notice of our Chief Procurement & Stores e-mail ID: pkjain@tatapower.com.

CONFIDENTIAL



NIT No.: TPCODL/P&S/100000119/2021-22

ANNEXURE XI
ENVIRONMENT & SUSTAINABILITY POLICY



CORPORATE ENVIRONMENT POLICY

Tata Power is committed to a clean, safe and healthy environment, and we shall operate our facilities in an environmentally sensitive and responsible manner. Our commitment to environmental protection and stewardship will be achieved by:

- Complying with the requirements and spirit of applicable environmental laws and striving to exceed required levels of compliance wherever feasible
- Ensuring that our employees are trained to acquire the necessary skills to meet environmental standards
- Conserving natural resources by improving efficiency and reducing wastage
- Making business decisions that aim towards sustainable development
- Engaging with stakeholders to create awareness on sustainability

A handwritten signature in blue ink, appearing to read 'Praveer Sinha', with a horizontal line underneath.

(Praveer Sinha)
CEO & Managing Director

Date: 15th June, 2018

TATA POWER
Lighting up Lives!





CORPORATE SUSTAINABILITY POLICY

At Tata Power, our Sustainability Policy integrates economic progress, social responsibility and environmental concerns with the objective of improving quality of life. We believe in integrating our business values and operations to meet the expectations of our customers, employees, partners, investors, communities and public at large

- We will uphold the values of honesty, partnership and fairness in our relationship with stakeholders
- We shall provide and maintain a clean, healthy and safe working environment for employees, customers, partners and the community
- We will strive to consistently enhance our value proposition to the customers and adhere to our promised standards of service delivery
- We will respect the universal declaration of human rights, International Labour Organization's fundamental conventions on core labour standards and operate as an equal opportunities employer
- We shall encourage and support our partners to adopt responsible business policies, Business Ethics and our Code of Conduct Standards
- We will continue to serve our communities:
 - By implementing sustainable Community Development Programmes including through public/private partnerships in and around our area of operations
 - By constantly protecting ecology, maintaining and renewing bio-diversity and wherever necessary conserving and protecting wild life, particularly endangered species
 - By encouraging our employees to serve communities by volunteering and by sharing their skills and expertise
 - By striving to deploy sustainable technologies and processes in all our operations and use scarce natural resources efficiently in our facilities
 - We will also help communities that are affected by natural calamities or untoward incidence, or that are physically challenged in line with the Tata Group's efforts


The management will commit all the necessary resources required to meet the goals of Corporate Sustainability.

(Praveer Sinha)
CEO & Managing Director

Date: 15th June, 2018

TATA POWER
Lighting up Lives!



	TP CENTRAL ODISHA DISTRIBUTION LIMITED, BHUBANESHWAR		
	TECHNICAL SPECIFICATION		
Doc. Title	PROTECTION IED SPECIFICATIONS FOR 33kV/11kV		
Doc. No		Eff. Date 01-04-2020	
Rev. No	00	Page 1 of 30	
Prepared by:	Reviewed By:	Approved By:	Issued By:

CONTENTS

- 1.0 SCOPE
- 2.0 APPLICABLE STANDARDS
- 3.0 CLIMATIC CONDITIONS OF THE INSTALLATION
- 4.0 GENERAL TECHNICAL REQUIREMENTS
- 5.0 GENERAL CONSTRUCTIONS
- 6.0 NAME PLATE AND MARKING
- 7.0 TESTS
- 8.0 TYPE TEST CERTIFICATES
- 9.0 PRE-DISPATCH INSPECTION
- 10.0 INSPECTION AFTER RECEIPT AT STORES
- 11.0 GUARANTEE/WARRANTY DETAILS
- 12.0 PACKING
- 13.0 TENDER SAMPLE
- 14.0 TRAINING
- 15.0 QUALITY CONTROL
- 16.0 MINIMUM TESTING FACILITIES
- 17.0 MANUFACTURING ACTIVITIES
- 18.0 SERVICES, SPARES, ACCESSORIES AND TOOLS
- 19.0 DRAWINGS AND DOCUMENTS
- 20.0 GUARANTEED TECHNICAL PARTICULARS
- 21.0 SCHEDULE OF DEVIATIONS

Initiator		HoG (Plant Engineering)	
-----------	--	----------------------------	--

Doc. Title

PROTECTION IED SPECIFICATIONS FOR 33kV/11kV

Doc. No

Eff. Date 01-04-2020

Rev. No

00

Page 2 of 30

Prepared by:

Reviewed By:

Approved By:

Issued By:

1.0	Scope	The scope of this specification covers the technical requirements of design, manufacture, testing at manufacturer's works, packing, forwarding, supply and unloading of IEDs and all other items & tools required for protection of 33Kv and 11kV power system as mentioned in the specification, at site/stores complete with all accessories including supply, installation, testing and commissioning of efficient and trouble free protection system. The specific requirements are covered in the enclosed technical data sheet.
2.0	Applicable Standards	The equipment covered by this specification shall unless otherwise stated, be designed, constructed and tested in accordance with latest revisions of relevant Indian/IEC/other applicable standards shall conform to the regulations of local statutory authorities.
2.1	IS 9000	Basic Environmental testing procedure for electrical and electronic items
2.2	IS 3231:Part 3:Sec 1	Specification for Electrical Relays for Power System Protection - Part 3 : Requirements for Particular Group of Relays - Section 1 : Non-specified Time or Independent Specified Time Measuring Relays
2.3	IS 3231:Part 3:Sec 2	Specification for Electrical Relays for Power System Protection - Part 3 : Requirements for Particular Group of Relays - Section 2 : Dependent Specified Time Measuring Relays
2.4	IS 3231:Part 3:Sec 3	1987 Specification for Electrical Relays for Power System Projection - Part 3 : Requirements for Particular Group of Relays - Section 3 : Biased (Percentage) Differential Relays
2.5	IEC 60255	Measuring Relays and Protection Equipment
2.6	IS 694-1990	PVC insulated cables for working voltage up to and including 1100V
2.7	IS 2629-1985	Recommended practice for Hot Dip Galvanizing of iron & Steel.
2.8	IS 2633-1986	Test for uniformity of Zinc Coating


Initiator		HoG (Plant Engineering)	
-----------	--	----------------------------	--

TECHNICAL SPECIFICATION

Doc. Title		PROTECTION IED SPECIFICATIONS FOR 33kV/11kV	
Doc. No		Eff. Date 01-04-2020	
Rev. No	00	Page 3 of 30	
Prepared by:	Reviewed By:	Approved By:	Issued By:


2.9	IEC 60529	Degrees of Protection provided by enclosures (IP Code)
2.10	IEC 62052-11	Electricity metering equipment (a.c.) – General requirements, tests & test conditions
2.11	IEC 62053-22	Static meter for active energy (Class 0.2S and 0.5S)
2.12	IEC 61850	Communication networks and systems in substations (all parts including IEC 61850-8-1, IEC 61850-9-2)
2.13	IEC 61869-9	Digital Interface for Instrument Transformers
2.14	IEC 61869-13	Stand-alone Merging Units
2.15	IEC 61588/IEEE 1588v2	Precision clock synchronization protocol for networked measurement and control systems
2.16	IEC 62351	Power systems management and associated information exchange - Data and communications security
3.0	Climatic Conditions of the Installations	<p>The service conditions shall be as follows:</p> <ol style="list-style-type: none"> 1. Maximum altitude above sea level 1,000m 2. Maximum ambient air temperature 50°C 3. Maximum daily average ambient air temperature 35°C 4. Minimum ambient air temperature 0°C 5. Maximum relative humidity 95% 6. Average number of thunderstorm days per annum (isokeraunic level) 70 7. Average number of rainy days per annum 120 8. Average annual rainfall 150cm

Initiator		HoG (Plant Engineering)	
-----------	--	----------------------------	--

	TP CENTRAL ODISHA DISTRIBUTION LIMITED, BHUBANESHWAR		
	TECHNICAL SPECIFICATION		
Doc. Title	PROTECTION IED SPECIFICATIONS FOR 33kV/11kV		
Doc. No		Eff. Date 01-04-2020	
Rev. No	00	Page 4 of 30	
Prepared by:	Reviewed By:	Approved By:	Issued By:


		<p>9. Earthquakes of an intensity in horizontal direction - equivalent to seismic acceleration of 0.3g</p> <p>10. Earthquakes of an intensity in vertical direction - equivalent to seismic acceleration of 0.15g (g being acceleration due to gravity)</p> <p>11 .Wind velocity: 300 km/hr, 200 km/hr and 160 km/hr. environmentally, some of the regions, where the work will take place includes coastal areas, subject to high relative humidity, which can give rise to condensation. Onshore winds will frequently be salt laden. On occasions, the combination of salt and condensation may create pollution conditions for outdoor insulators. Some places are in heavily industrial polluted areas. Therefore, Outdoor material and equipment shall be designed and protected for use in exposed, heavily polluted, salty, corrosive and humid coastal atmosphere</p>
4.0	General Technical Requirements	
4.1	General Requirements from the Business Associates	<ul style="list-style-type: none"> • The supplier should have at least 30 years of experience in design and supply of control and protection systems for electricity transmission and distribution applications. • The manufacturer, whose protection system is offered, should have designed, manufactured, tested, installed and commissioned such a system for electricity transmission and distribution for at least two decades. The conditions in this document is applicable for a single IED or multiple IED, new commissioning and retrofitting jobs. • The manufacturer needs to submit the proof of completing such tasks with other utilities/concerns and sister utilities as its experience certificate for last 3 years. • The Business Associate can offer an innovative and advanced system. The offer is subjected to an approval from TATA POWER - CODL after a thorough discussion between the BA and TATA POWER - CODL. In case, an approval is not awarded to the BA's offered innovative system, TATA

Initiator		HoG (Plant Engineering)	
-----------	--	----------------------------	--

	TP CENTRAL ODISHA DISTRIBUTION LIMITED, BHUBANESHWAR		
	TECHNICAL SPECIFICATION		
Doc. Title	PROTECTION IED SPECIFICATIONS FOR 33kV/11kV		
Doc. No		Eff. Date 01-04-2020	
Rev. No	00	Page 5 of 30	
Prepared by:	Reviewed By:	Approved By:	Issued By:


		<p>POWER - CODL's existing/desired infrastructure prevails and the BA shall provide the system accordingly.</p> <ul style="list-style-type: none"> The BA should optimize on the cost of software products offered to TATA POWER - CODL considering already available licenses with TATA POWER - CODL. The BA should clearly indicate licensing policy for the software tools offered. The BA should provide necessary training to the personnel recommended by TATA POWER - CODL to maintain the system and troubleshooting reports which is not less than 3 days. The BA should provide the MIB Files of all Numerical Protection IEDs to integrate the SNMP Traps with Network Management System The numerical relay must have an IEC 61850 Edition 1, Edition 2 level A certification from DNVGL / KEMA and Relay shall also support site selectable minimum RSTP.
4.2	General Construction of IED	<p>General built:</p> <p>Protection and control IED should be internal modular in design. By the term internal modularity means the cards of the relay should be housed inside with no exposure. By the term internal modularity it also means that there should be no conjunction with external IO devices by means of any fiber or any other cable or cable bus instead they should be an integral part of the main/ mother device by means of pin to pin configuration. No separate configuration tool will be allowed along with no proprietary communication between the devices. The device shall be flush mounted type with draw out design so that one to one replacement be very easy for operation and regular maintenance of the IEDs. The draw out design should be such that there be no cards left in the relay after the draw out process and CT terminals of the casing gets automatically shorted as soon as the drawing out process is initiated. The IEDs temperature dissipation should be such that no intrusion of insects or any tiny living things is possible by any means. If the construction design is such then OEM needs to provide some additional arrangement to proof the intrusion of any tiny living things or its excretion. Every PCB in the IED should have conformal coating. All PCB used in relays should have harsh environmental coating as per standard IEC 60068 (HEC) to increase the particle repellency and</p>

Initiator		HoG (Plant Engineering)	
-----------	--	----------------------------	--

	TP CENTRAL ODISHA DISTRIBUTION LIMITED, BHUBANESHWAR		
	TECHNICAL SPECIFICATION		
Doc. Title	PROTECTION IED SPECIFICATIONS FOR 33kV/11kV		
Doc. No		Eff. Date 01-04-2020	
Rev. No	00	Page 6 of 30	
Prepared by:	Reviewed By:	Approved By:	Issued By:

		<p>thereby increasing the life of relay. Test report needs to be submitted. IED shall be manufactured using lead-free components.</p> <p>Enclosure protection shall be IP54 from front and IP 20 from rear. All the necessary wirings to be terminated at the back of the relay with sufficient comfortable spacing so that wiring and testing becomes very easy for working personnel. All the terminals should be ring type. No terminals shall be vertically aligned looking from the straight rear of the IED.</p> <p>Equipment shall be designed for a working life of at least fifteen years in the specified environment and application. Components, component ratings and all other factors determining equipment life shall take this into account. Normal routine and breakdown maintenance shall be assumed and it is accepted that certain consumable components and modules may need periodic replacement or adjustment. However, the Bidder shall state in his bid, the expected frequency of such replacement or adjustment and life expectancy.</p> <p>Fascia:</p> <p>The fascia of the IED should have a clear and bright LCD display where SLD can be seen clearly of the respective bay along with following parameters clearly from 1 meter distance</p> <ol style="list-style-type: none"> 1. Name of the bay 2. Date and time running 3. CT ratio 4. All three phase current 5. All three phase voltage in phase to phase basis <p>The display should have minimum 4 pages to cater sequential values (positive, negative and zero) of voltages and current along with other important displayable parameters like total harmonic distortion of electrical parameters. Tactile keypad or navigation keys for browsing and setting the relay menu. There should be user configurable LEDs (minimum 10) in the relay fascia for suitable annunciation configuration as per site suitability. The LED marking style should not be permanent type, there should be LED strip which can be</p>
--	--	--

Initiator		HoG (Plant Engineering)	
-----------	--	----------------------------	--

	TP CENTRAL ODISHA DISTRIBUTION LIMITED, BHUBANESHWAR		
	TECHNICAL SPECIFICATION		
Doc. Title	PROTECTION IED SPECIFICATIONS FOR 33kV/11kV		
Doc. No		Eff. Date 01-04-2020	
Rev. No	00	Page 7 of 30	
Prepared by:	Reviewed By:	Approved By:	Issued By:

		<p>easily changed as per the need of the user. The LED strip required to be printed out (hard copy or software configured) to be provided. There should be a LED in green color to indicate device is working and healthy.</p> <p>The relay fascia also should contain dedicated close and open button for CBs or any other switches which a user wish to control. Minimum number of such switches is 5 including CB which can be configured in the IED.</p> <p>The front fascia of the IED should contain a communication port to get connected with the device. The details of the port feature will be given in the communication part.</p> <p>There should a reset button which by default clears all the LEDs (programmable and non-programmable) and reset all the outputs in one go. If any button can be configured for the same purpose then same feature is also acceptable.</p> <p>Inputs & Outputs:</p> <p>The auxiliary input should be suitable for both 24V and 48V DC. The auxiliary input circuit shall be protected by surge protection device in the relay itself so that no external DC voltage or high AC voltage can damage the delicate PCB components.</p> <p>The quantity of analogue input is 4 for both current and voltage. The current channel should be rated for both 5A and 1A. Necessary selection based on field input (1 or 5) to be made by selection through software. The short time current rating of the current coils to be mentioned by bidder and should not be less than 4 times for 1 sec. Conventionally, analog values are injected directly into the IED through instrument transformers. IEDs combine analog-to-digital conversion of the signals with their analysis (digital filtering) and decision-making algorithms. The sampling frequency should not be less than 32 samples/ cycle.</p> <p>Suitable measures shall be provided to ensure that transients present in CT & VT connections due to extraneous sources in the HV system do not cause</p>
--	--	---

Initiator		HoG (Plant Engineering)	
-----------	--	----------------------------	--

TECHNICAL SPECIFICATION

Doc. Title

PROTECTION IED SPECIFICATIONS FOR 33kV/11kV

Doc. No

Eff. Date 01-04-2020

Rev. No

00

Page 8 of 30

Prepared by:

Reviewed By:

Approved By:

Issued By:

damage to the numerical and other IEDs. CT saturation shall not cause mal-operation of numerical IEDs.

The voltage inputs shall be such that at least one voltage coil be capable of withstanding phase to phase voltages, so that on need based "SYNC" function can be used.

The digital input shall be suitable for 24V and 48V DC application. The input card in the IED should have necessary surge protection circuit as mentioned above for auxiliary power supply card. The inputs shall be opto-coupler type. There should be minimum 3 number inputs having its own positive and negative terminals i.e. no common negative or positive terminal. There should be feature for digital/ binary input sensing delay in the relay which can be adjusted through the software and relay fascia.


The digital output shall be suitable for 24V and 48V DC application. The outputs shall be free of potential type when they are not subjected any kind of external wiring. There should be minimum 4 power contacts to handle high current rating applications. The current rating of the power contacts to be provided by the bidder. Programming of outputs can be done freely both from software and relay fascia.

The device should have minimum 1 watchdog contact.

Voltage Level	Conventional Substation	
	BCPU	PU
11kV	BI-20 BO-10	BI-20 BO-10
33kV	BI-24 BO-12	BI-16 BO-10

Protection Functions:

Initiator		HoG (Plant Engineering)	
-----------	--	----------------------------	--

	TP CENTRAL ODISHA DISTRIBUTION LIMITED, BHUBANESHWAR		
	TECHNICAL SPECIFICATION		
Doc. Title	PROTECTION IED SPECIFICATIONS FOR 33kV/11kV		
Doc. No		Eff. Date 01-04-2020	
Rev. No	00	Page 9 of 30	
Prepared by:	Reviewed By:	Approved By:	Issued By:

		<p>No protection settings will be lost on accidental DC failure or device reboot.</p> <p>The IED/ relay should have following protection functions with any settable magnitude of actuating electrical quantity and lowest time delay of 20 ms. The settings groups can be as much as 4 numbers as minimum.</p> <p>O/C minimum 4 stages with 2 DT element (Practically any PSM selection and any TMS selection with resolution of 0.001 lowest at 0.01)</p> <p>E/F minimum 4 stages with 2 DT element (Practically any PSM selection and any TMS selection with resolution of 0.001 lowest at 0.01)</p> <p>Both over voltage and under voltage protection each of minimum 3 stages</p> <p>Negative Phase Sequence protection with minimum 2 stages</p> <p>Breaker failure protection</p> <p>Broken conductor(I2/I1) with minimum 2 stages</p> <p>Fault locator (Analogue value, same to be mapped at SCADA)</p> <p>Fault current (Analogue value, same to be mapped at SCADA for all 4 channels)</p> <p>Auto reclose feature with minimum 4 shots with adjustable time settings for every shot intervals and shot properties (dead time, reclose time etc)</p> <p>VT supervision</p> <p>CT supervision</p> <p>High impedance protection</p> <p>Every protection function should have blocking facility</p> <p>I2T feature to monitor breaker wear and tear</p>
--	--	--

Initiator		HoG (Plant Engineering)	
-----------	--	----------------------------	--



TECHNICAL SPECIFICATION

Doc. Title

PROTECTION IED SPECIFICATIONS FOR 33kV/11kV

Doc. No

Eff. Date 01-04-2020

Rev. No

00

Page 10 of 30

Prepared by:

Reviewed By:

Approved By:

Issued By:

Sync check

Inrush blocking functions with cross block feature

There should be some alarm generation facility on some protection functions mentioned above in the software so that certain protection functions can be used for logic making for the adaptive functioning of the relay. For example, if a relay senses a certain magnitude of forward power for 1 minute then the relay will change its direction from FORWARD to Non-directional. Here on completion of the protection function of forward power relay should generate an alarm signal which will be used in logic for group change, not for tripping.

The difference between 33 KV IED and 11 KV IED will be, 33 KV device should have directional protection.

Maximum Torque Angle (MTA): Selectable MTA for Directional Relay should cover 1st quadrant in a non-effectively grounded system. Step Size 1°.

Polarizing voltage for 67N: 1V to 67 Volt, Step size 1V.

Transformer Differential Protection Relay

Transformer main protection IED DI/DO details mentioned above, please refer. LED number will be same as mentioned above.

One separate analogue input for SEF protection enablement.

Protection functions shall be as below

Inrush blocking with cross block feature


Current Differential

REF Protection

SEF Protection

Initiator

HoG
(Plant Engineering)

	TP CENTRAL ODISHA DISTRIBUTION LIMITED, BHUBANESHWAR		
	TECHNICAL SPECIFICATION		
Doc. Title	PROTECTION IED SPECIFICATIONS FOR 33kV/11kV		
Doc. No		Eff. Date 01-04-2020	
Rev. No	00	Page 11 of 30	
Prepared by:	Reviewed By:	Approved By:	Issued By:

		<p>Harmonics</p> <p>Tx. Troubles</p> <p style="text-align: center;">Master trip relay (86)</p> <p>The relay shall be electrical and hand reset type having operating time not more than 12 ms. The relay should be flush mounting type and having minimum 6 NO and 2 NC contacts shall be suitable to operate in both 24 V and 48 V DC system.</p> <p>Ports:</p> <p>The device should have front port serial communication, interface may be anything but RJ45 and USB type are most wanted.</p> <p>Rear ports shall be redundant in nature with minimum RSTP as requirement for client server communication.</p> <p>Rear ports should be either of electrical or optical RJ45 type.</p> <p>All the configuration whether device configuration or system configuration can be uploaded from or downloaded to IED without any system or device configuration change</p> <p>All configuration are uploading or downloading should be possible any of the relay ports irrespective of IEC 61850 configuration</p> <p>Relay should communicate all the time independent of default/ control and any other screen</p> <p>Downloading/ uploading file from any relay ports shall not change its 61850 engineering and device engineering</p> <p>No port with proprietary communication shall be accepted</p> <p>SNTP with minimum two number of server to be there in the IED</p>
--	--	--

Initiator		HoG (Plant Engineering)	
-----------	--	----------------------------	--



TECHNICAL SPECIFICATION

Doc. Title

PROTECTION IED SPECIFICATIONS FOR 33kV/11kV

Doc. No

Eff. Date 01-04-2020

Rev. No

00

Page 12 of 30

Prepared by:

Reviewed By:

Approved By:

Issued By:

SNMP shall be made available in each IED.

The IED should be communicated by remote servers through the gateway configured in the IED.

Web HMI should be made available in the relay so that relay can be accessed from remote from computer browser.

The web HMI should facilitate every possible access which can be done from relay fascia

In the relay front there shall be a must control authority in terms of LOCAL and REMOTE either by lock and key or by any fascia button (which can also be initiated by Binary or digital input) so that on choosing LOCAL it does not accept any remote command.

Diagnosis:

The numerical IEDs shall have continuous self-monitoring & cyclical test facilities. The internal clock of the system shall be synchronized through the GPS Time Synchronizing System to be provided by Owner at later date.

Should tell about the internal and hardware problem by its diagnosis tool. The diagnosis tool may be the software for its configuration or other than configuration software.

Forcing of all kinds of inputs and outputs

Forcing of all kinds of protection functions

Forcing of all Led's

Relay should be reboot from the relay key and through software also

Diagnosis tool/ software to declare pattern of failure or pre failure conditions

Initiator

HoG
(Plant Engineering)

Doc. Title

PROTECTION IED SPECIFICATIONS FOR 33kV/11kV

Doc. No

Eff. Date 01-04-2020

Rev. No

00

Page 13 of 30

Prepared by:

Reviewed By:

Approved By:

Issued By:

List of frequent failure error codes and their meaning and proper preventive action

Oscillography:

Waveform generation option shall be different (On which functions waveform will be generated shall be selected by user)

What an waveform will show shall be different from above (Including all current channels and voltage channels, digital channels minimum 24)

Transformer differential relay should have all HV and LV analogue channels, biasing current, restraint current.

Phasor with sequential values

Sequential values in any representation (value in A, V or percentage of positive sequences)

With two or more cursor availability in DR software to facilitate clear demarcation of pre fault, fault and post fault behavior.

Transient play back facilities in the IED software

Any configurable protection characteristics

Any program generated output

Any DI & DO

Any program generated input

Store Any waveform even if dc fails.

Any goose sending signals

Any goose receiving signals

Initiator

HoG
(Plant Engineering)



TECHNICAL SPECIFICATION

Doc. Title

PROTECTION IED SPECIFICATIONS FOR 33kV/11kV

Doc. No

Eff. Date 01-04-2020

Rev. No

00

Page 14 of 30

Prepared by:

Reviewed By:

Approved By:

Issued By:

The oscillographic record can be exported to comtrade format. Nature of storage is FIFO minimum 20 sec (configuration should be possible as per user selectable choice like window for the record, number of records etc.)

System Events:

600 Events minimum

Time resolution of 1ms

Can be read from relay fascia as well as from software.

Events of a single change be it bi, bo, program generated IP, op, protection signal, GOOSE signals etc to be either automatically come or user configurable.

Events should be downloadable from front and back ports with out changing a single configuration of the device

All event shall be readable from relay fascia also

Fault events are different than system events and shall be downloadable from relay fascia as well as from software.

Software:


Maximum number of software to interface with relay will be 2 in number to engineer relay from device and IEC 61850 system point of view. These 2 number software required for device configuration, system configuration of IED, waveform uploading/ downloading/ viewing.

Device engineering and IEC 61850 system configuration to be done from the same software

Software to have every function of configuration and parameterization that is available from relay fascia


Initiator

HoG
(Plant Engineering)

	TP CENTRAL ODISHA DISTRIBUTION LIMITED, BHUBANESHWAR		
	TECHNICAL SPECIFICATION		
Doc. Title	PROTECTION IED SPECIFICATIONS FOR 33kV/11kV		
Doc. No		Eff. Date 01-04-2020	
Rev. No	00	Page 15 of 30	
Prepared by:	Reviewed By:	Approved By:	Issued By:


		<p>Device to have minimum 3 level of security with user ID and password protection to access device from configuration, parameterization, accessibility, 61850 configuration & event or oscillography downloading</p> <p>Software restart facility for the device</p> <p>Software testing facility for the device (when device is protecting, necessary point to point testing can be done by simulating wanted signals from software.</p> <p>The relays provided should comply with Indian or international standards of cyber security like NERC CIP / BDEW / IEEE 1686 or equivalent for cyber security to provide protection against unauthorized disclosure, transfer, modification, or destruction of information and/or information systems, whether accidental or intentional.</p> <p>There should also be separate logic in IED to cater breaker operation counter on faults only. This counter should not be reset to zero upon device rebooting or accidental relay power off.</p> <p>On resetting the BCPU/PU from SCADA or Locally from relay all the protection signals must be get reset both at SCADA and at relay with relay outputs in one go. If separate logics required to meet the same, then same can be formulized.</p> <p>Device order code of 11kV IEDs (BCPUs & PUs) must have same order codes irrespective of panel types for better IEC61850 project management and one to one replacement. For 11kV panels both BCPU and PU order code will be the same. Device order code of 33kV BCPUs must have same order code for better IEC 61850 project management and one to one replacement.</p> <p>The bidder shall provide Any software licenses for Any the software being used in Protection IED offered for engineering, IED setting uploading and FDR down loading etc. The license shall be provided on a site license basis and shall be valid for the plant / Equipment life cycle. In the case of anti-virus software, the license all include regular updates. The Bidder All guarantee that Any software</p>
--	--	---

Initiator		HoG (Plant Engineering)	
-----------	--	----------------------------	--

	TP CENTRAL ODISHA DISTRIBUTION LIMITED, BHUBANESHWAR		
	TECHNICAL SPECIFICATION		
Doc. Title	PROTECTION IED SPECIFICATIONS FOR 33kV/11kV		
Doc. No		Eff. Date 01-04-2020	
Rev. No	00	Page 16 of 30	
Prepared by:	Reviewed By:	Approved By:	Issued By:

		<p>are defect free and meet the System specifications, and undertake to fix any defects Which may arise during the life of the system at no cost to the Owner.</p> <p>Any software versions in components all be the latest official releases as on the date of shipment from works and all include Any software updates etc. released till that date. A certificate to this effect all be furnished by the bidder at the time of pre-dispatch inspection for each software package. Any new software revisions and/or patch updates that are released before the end of the warranty period which addresses system defects all be implemented on site and the system re-tested to validate system integrity by the bidder at no cost to the owner (This excludes new revisions which provides additional functionality). The bidder all periodically inform the designated officer of the Owner about software updates / new releases that would be taking place after the system is commissioned.</p> <p>Bidder all train our engineers to guide the upgrading procedures of project files with respect to latest releases.</p> <p>Two nos. of communication cords for each type of relay uploading and down loading data from front and rear port of Protection IED all be supplied by the bidder. One no. of Serial to USB Converter to be supplied by bidder.</p> <p>Station Project Files all be ready before raising inspection call & submission of the internal test report by the Bidder.</p> <p>Bidder all submit 2 copies of as built drawings & station project files in soft format in a pen drive.</p> <p>The technical key should be as per provided SLD like 11KVIC2, 33KVIC1, 33KVPTR2 etc. The same shall be elaborated at the stage of detailed engineering and finalization of order code.</p>
--	--	--

Initiator		HoG (Plant Engineering)	
-----------	--	----------------------------	--

	TP CENTRAL ODISHA DISTRIBUTION LIMITED, BHUBANESHWAR		
	TECHNICAL SPECIFICATION		
Doc. Title	PROTECTION IED SPECIFICATIONS FOR 33kV/11kV		
Doc. No		Eff. Date 01-04-2020	
Rev. No	00	Page 17 of 30	
Prepared by:	Reviewed By:	Approved By:	Issued By:

		<p>Report control blocks to be configured during initial programming of the relays. The desired signals and their types will be provided in detailed engineering stage.</p> <p>IP address will be provided along with SNTP sever address at the time of detailed engineering</p> <p>CT PT ration to be provided at the time of detailed engineering</p> <p>Successful bidder will ask user on which software platform necessary relay files will be made, it's not in scope of bidder, however bidder may suggest.</p> <p>All protection functions and control functions to be made off with appropriate settings adopted discussed in detailed engineering stage.</p> <p>Bidder to propose type of IEDs (like latest released version) they are providing at the time of detailed engineering.</p> <p>There should be feature for digital/ binary input sensing delay in the relay which can be adjusted through the software and relay fascia.</p> <p>Transient play back facilities in the IED software</p> <p>Virtual simulation of all kinds of inputs and outputs (while relay is online and working and in service)</p> <p>Virtual simulation of all kinds of protection functions (while relay is online and working and in service)</p> <p>Virtual simulation/ forcing of all Led's (while relay is online and working and in service)</p> <p>Relay should be reboot from the relay key and through software also</p> <p>The number of program generated input and output to be framed by bidder. Minimum number for both are 32 respectively.</p>
--	--	---

Initiator		HoG (Plant Engineering)	
-----------	--	----------------------------	--

Doc. Title

PROTECTION IED SPECIFICATIONS FOR 33kV/11kV

Doc. No

Eff. Date 01-04-2020

Rev. No

00

Page 18 of 30

Prepared by:

Reviewed By:

Approved By:

Issued By:

		<p>The number of Goose input and output to be framed by bidder, however minimum number for both are 20 respectively.</p> <p>Protection and Control IEDs respond to the signals of currents and voltages measured at certain points of the power system, and assess the state of the protected power system component. The System shall be suitable for operation and monitoring of the complete substation including future extensions and shall works on IEC 61850. The device shall be freely configurable to both IEC 61850 edition 1 and edition 2. The device shall be capable to report to 6 clients minimum. It should be compatible with SCL/SCD files generated by a third-party system.</p> <p>Being new installation or retrofitting activity there should be always presence of OEM engineer though OEM or any party may put in third party for the said job.</p>
4.3	Fibre Optic Cable	<p>Between Control Room and Switchyard/Switchgear Room: 4 Core, 62.5/125µm Multi-mode, Loose tube, Jelly filled, Armoured Fiber Optic Cable</p> <p>Within Control Room: 2 Core, 62.5/125µm Multi-mode Fiber Optic Patch Chord</p>
4.4	CAT – VI	<p>4 Pairs, 23 AWG Solid Bare Copper Conductor, PE Insulation, Unshielded Twisted Pair (UTP) with separator and PVC Outer Jacket</p> <p>It should be designed to the ANSI/TIA-568-C.2 ISO / IEC 11801 Category 6 requirements and transmit data at 1000 Mbps (~1 Gigabit per second) with a frequency of 250 MHz and suitable for 10BASE-T, 100BASE-TX Fast Ethernet and 1000BASE-T / 1000BASE-TX (Gigabit Ethernet).</p>

Initiator		HoG (Plant Engineering)	
-----------	--	----------------------------	--

Doc. Title	PROTECTION IED SPECIFICATIONS FOR 33kV/11kV		
Doc. No		Eff. Date 01-04-2020	
Rev. No	00	Page 19 of 30	
Prepared by:	Reviewed By:	Approved By:	Issued By:

<p>4.5</p>	<p>Tests</p>	<p>Factory Acceptance Test: The manufacturing phase of the C&R Panel all be concluded by the factory acceptance test (FAT). The purpose is to ensure that the Contractor has interpreted the specified requirements correctly and that the FAT includes checking to the degree required by the user. The general philosophy all be to deliver a system to site only after it has been thoroughly tested and its specified performance has been verified, as far as site conditions can be simulated in a test lab. If the FAT comprises only a certain portion of the system for practical reason, IED Configuration and Database all be prepared completely as per actual site requirement and it will submit to TPCODL for validation. An integrated-FAT all be conducted as per the TPCODL I-FAT Document (ENG-EHV-1006 Rev. 00 - Annexure-III). If the complete system consists of parts from various suppliers or some parts are already installed on site, in such case supplier will arrange the intra-communication between RTU/DC and such IEDs to meet the requirement.</p> <p>Hardware Integration Tests all be performed on the specified systems to be used for Factory tests when the hardware has been installed in the factory. The operation of each item all be verified as an integral part of system. Applicable hardware diagnostics all be used to verify that each hardware component is completely operational and assembled into a configuration capable of supporting software integration and factory testing of the system. The equipment expansion capability all also be verified during the hardware integration tests.</p> <p>Integrated System Tests all verify the stability of the hardware and the software. During the tests Any functions all run concurrently and Any equipment all operate a continuous 100 Hours period. The integrated system test all ensure the IEDs is free of improper interactions between software and hardware while the system is operating as a whole.</p>
<p>5.0</p>	<p>Type Test Certificates</p>	<p>Test reports for following type tests all be submitted for the Protection IED along with the Bid</p>

Initiator		HoG (Plant Engineering)	
-----------	--	----------------------------	--

TECHNICAL SPECIFICATION

Doc. Title

PROTECTION IED SPECIFICATIONS FOR 33kV/11kV

Doc. No

Eff. Date 01-04-2020

Rev. No

00

Page 20 of 30

Prepared by:

Reviewed By:

Approved By:

Issued By:

5.1	Insulation Test	S. No.	Description	Standard
		1	Dielectric Withstand Test	IEC 60255-5 ANSI/IEEE C37.90-1989 2kV rms for 1 minute between Any case terminals connected together and the case earth. 2kV rms for 1 minute between Any terminals of independent circuits with terminals on each independent circuit connected together. 1kV rms for 1 minute across the open contacts of the watchdog IEDs. 1kV rms for 1 minute across open contacts of changeover output IEDs. 1.5kV rms for 1 minute across open contacts of normAnyy open output IEDs.
		2	High Voltage Impulse Test, class III	IEC 60255-5 5kV peak; 1.2/50 μ sec; 0.5J; 3 positive and 3 negative shots at intervals of 5s
5.2	Electrical Environment Tests	S. No.	Description	Standard
		1	DC Supply Interruption	IEC 60255-11 The unit will withstand a 20ms interruption in the auxiliary supply, in its quiescent state, Without de-energizing.
		2	AC Ripple on DC supply	IEC 60255-11 The unit will withstand a 12% ac ripple on the dc supply.
		3	AC voltage dips and short Interruptions	IEC 61000-4-11 20ms interruptions/dips.
		4	High Frequency Disturbance	IEC 60255-22-1, class III At 1MHz, for 2s with 200 ohms \square source impedance:

Initiator		HoG (Plant Engineering)	
-----------	--	----------------------------	--

TECHNICAL SPECIFICATION

Doc. Title	PROTECTION IED SPECIFICATIONS FOR 33kV/11kV		
Doc. No		Eff. Date 01-04-2020	
Rev. No	00	Page 21 of 30	
Prepared by:	Reviewed By:	Approved By:	Issued By:

			2.5kV peak; 1 MHz; T = 15 μsec; 400 shots/sec; duration 2 sec between independent circuits and independent circuits and case earth. 1.0kV peak across terminals of the same circuit.
	5	Fast Transient Disturbance	IEC 60255-22-4, class IV 4kV, 2.5kHz applied directly to auxiliary supply 4kV, 2.5kHz applied to Any inputs.
	6	Surge Withstand Capability	IEEE/ANSI C37.90.1 (1989) 4kV fast transient and 2.5kV oscillatory applied directly across each output contact, opticAny isolated input and power supply circuit.
	7	Radiated Immunity	C37.90.2: 1995 25MHz to 1000MHz, zero and 100% square wave modulated. Field strength of 35V/m.
	8	Electrostatic Discharge	IEC 60255-22-2 Class 4 15kV discharge in air to user interface, display and exposed metal work. IEC 60255-22-2 Class 3 8kV discharge in air to Any communication ports. 6kV point contact discharge to any part of the front of the product.
	9	Surge Immunity	IEC 61000-4-5: 1995 Level 4 4kV peak, 1.2/50ms between Any groups and case earth. 2kV peak, 1.2/50ms between terminals of each group.
	10	Capacitor Discharge	No change of state or any operation all occur when a capacitor of capacitance shown below, charged to 1.5×Vn volts, is connected between any combination of terminals and any combination of terminals and ground. Master trip circuits - 10 μF

Initiator		HoG (Plant Engineering)	
-----------	--	----------------------------	--

TECHNICAL SPECIFICATION

Doc. Title

PROTECTION IED SPECIFICATIONS FOR 33kV/11kV

Doc. No

Eff. Date 01-04-2020

Rev. No

00

Page 22 of 30

Prepared by:

Reviewed By:

Approved By:

Issued By:

		Other protection & control circuits - 2 μF Carrier/channel interface - 0,2 μF		
5.3	EMC Test	S. No.	Description	Standard
		1	Radio-Frequency Electromagnetic Field, Non-Modulated	IEC 60255-22-2, class III 10 V/m; 27 MHz to 500 MHz
		2	Radio-Frequency Electromagnetic Field, Amplitude Modulated	ENV 50140, class III 10 V/m; 80 MHz to 1000 MHz; 80% AM; 1 kHz
		3	Radio-Frequency Electromagnetic Field, Pulse Modulated	ENV 50140/ENV 50204 10 V/m; 900 MHz; repetition frequency 200 Hz; duty cycle 50 %
		4	Disturbances Induced by Radio Frequency fields, Amplitude Modulated	ENV 50141, class III 30 A/m continuous; 300 A/m for 3 sec; 50 Hz
		5	Power Frequency Magnetic Field	EN 61000-4-8, class IV 30 A/m continuous; 300 A/m for 3 sec; 50 Hz
		6	Interference Voltage, Aux. Voltage	EN 50081-* 150 kHz to 30 MHz


Initiator		HoG (Plant Engineering)	
-----------	--	----------------------------	--

TECHNICAL SPECIFICATION

Doc. Title		PROTECTION IED SPECIFICATIONS FOR 33kV/11kV	
Doc. No		Eff. Date 01-04-2020	
Rev. No	00	Page 23 of 30	
Prepared by:	Reviewed By:	Approved By:	Issued By:

		7	Interference Field Strength	EN 50081- * 30 MHz to 1000 MHz
5.4	Atmospheric Environment Test	S. No.	Description	Standard
		1	Temperature	IEC 60255-6 Operating –25°C to +55°C Storage and transit –25°C to +70°C IEC 60068-2-1 for Cold IEC 60068-2-2 for Dry heat
		2	Humidity	IEC 60068-2-3 56 days at 93% RH and +40°C
5.5	Mechanical Stress Test	S. No.	Description	Standard
		1	Vibration (during Operation & Transportation)	IEC 255-21-1; IEC 68-2-6 Response Class 2 Endurance Class 2
		2	Shock (during Operation and Transportation)	IEC 255-21-2, class 1, IEC 68-2-27 Shock response Class 2 Shock withstand Class 1 Bump Class 1
		3	Seismic Vibration (during Operation)	IEC 60255-21-3 Class 2
		4	Continuous Shock (during Transportation)	IEC 255-21-2, class 1, IEC 68-2-27
6.0	Pre-Dispatch Inspection	<p>Equipment all be subject to inspection by a duly authorized representative of the Purchaser as detailed at Clause No.6.0. Inspection may be made at any stage of manufacture at the option of the purchaser and the equipment if found unsatisfactory as to workmanship or material, the same is liable to rejection.</p> <p>Bidder all grant free access to the places of manufacture to Purchaser’s representatives at Any times when the work is in progress. Inspection by the Purchaser or its authorized representatives all not relieve the supplier of his obligation of furnishing equipment in accordance with the specifications</p>		

Initiator		HoG (Plant Engineering)	
-----------	--	----------------------------	--

	TP CENTRAL ODISHA DISTRIBUTION LIMITED, BHUBANESHWAR		
	TECHNICAL SPECIFICATION		
Doc. Title	PROTECTION IED SPECIFICATIONS FOR 33kV/11kV		
Doc. No		Eff. Date 01-04-2020	
Rev. No	00	Page 24 of 30	
Prepared by:	Reviewed By:	Approved By:	Issued By:

		<p>Material all be dispatched after specific MDCC (Material Dispatch Clearance Certificate) is issued by the Purchaser.</p> <p>Following documents all be sent along with material :</p> <ul style="list-style-type: none"> a) Test reports b) MDCC issued by TPCODL c) Invoice in duplicate d) Packing list e) Drawings & catalogue f) Guarantee / Warranty card g) Delivery ChAnyan h) Other Documents (as applicable)
7.0	Inspection after receipt at Stores	<p>Equipment/material received at TATA POWER-CODL's store all be inspected by Stores Department and all be liable for rejection, if found different from Pre-Dispatch Inspection Report.</p> <p>One copy of the Inspection Report all be sent to the Plant Engineering and Protection & Testing Departments.</p>
8.0	Guarantee/ Warranty Details	<p>Bidder all stand guarantee towards design, materials, workmanship & quality of process/manufacturing of items under the contract for due and intended performance of the same, as an integrated product delivered under this contract. In the event any defect is found by the Company up to a period of 84 months from the date of commissioning supplier all be liable to undertake to replace/rectify such defects at his own costs within the mutually agreed timeframe, and to the entire satisfaction of the Company, failing which the Company will be at liberty to get it replaced/rectified at supplier's risks and costs and recover Any such expenses plus the Company's own charges (@ 20% of expenses incurred), from the supplier or from the "Security cum Performance Deposit" as the case may be.</p> <p>Bidder all further be responsible for 'free replacement' for another period of three years from the end of the guarantee period for any 'Latent Defects' if noticed and reported by the Company</p>
9.0	Packing	<p>Bidder all ensure that Any equipment covered by this specification all be prepared for rail/road transport (local equipment) and be packed in such a manner as to protect it from damage in transit.</p>

Initiator		HoG (Plant Engineering)	
-----------	--	----------------------------	--



TECHNICAL SPECIFICATION

Doc. Title

PROTECTION IED SPECIFICATIONS FOR 33kV/11kV

Doc. No

Eff. Date 01-04-2020

Rev. No

00

Page 25 of 30

Prepared by:

Reviewed By:


Approved By:

Issued By:

10.0	Tender Sample	Not Applicable
11.0	Training	<p>The successful Bidder all provide training for relay configuration with goose messaging at supplier's works/ users location - 4 persons 3 days minimum to Engineers before dispatch. Venue of the training all be Bidders works or TATA POWER - CODL Office and same all be finalized by TATA POWER - CODL at the time of project closure/completion of SAT. The training all cover Engineering configuration of the IED, IED setting calculations, uploading/downloading, secondary injection testing on computerized IED testing kit, checking of DC logic etc. No extra charges all be payable for training However, lodging/boarding/transportation of trainees all be borne by TATA POWER - CODL.</p> <p>Supplier personnel who are experienced instructors and who speak understandable English all conduct training. The Supplier all arrange on its own cost Any hardware training platform required for successful training and understanding in India at manufacturer's work. The Supplier all provide Any necessary training material including configuration document in advance. Each trainee all receive individual copies of Any technical manuals and Any other documents used for training. Class materials, including the documents sent before the training courses as well as class handouts, all become the property of Employer. Employer reserves the right to copy such materials, but for in-house training and use only. Hands-on training all utilize equipment identical to that being supplied to Employer. For Any training courses, the travel (e.g., airfare) and per-diem expenses will borne by the participants. The schedule, location, and detailed contents of each course will be finalized during Employer and Supplier discussions.</p>
12.0	Quality Control	<p>The bidder all submit with the offer, quality assurance plan indicating the various stages of inspection, the tests and checks which will be carried out on the material of construction, components during manufacture and after finishing, bought out items and fully assembled component and equipment including drives. As part of the plan, a schedule for stage and final inspection within the parameters of the delivery schedule all be furnished. The</p>

Initiator

HoG
(Plant Engineering)

	TP CENTRAL ODISHA DISTRIBUTION LIMITED, BHUBANESHWAR		
	TECHNICAL SPECIFICATION		
Doc. Title	PROTECTION IED SPECIFICATIONS FOR 33kV/11kV		
Doc. No		Eff. Date 01-04-2020	
Rev. No	00	Page 26 of 30	
Prepared by:	Reviewed By:	Approved By:	Issued By:

		purchaser's engineer or its nominated representative all have free access to the manufacturer/sub-supplier's works to carry out inspections.
13.0	Minimum Testing Facilities	The Bidder all have in house testing facilities for carrying out Any routine tests and acceptance tests as per relevant international/Indian standards.
14.0	Manufacturing Activities	The successful bidder will have to submit the bar chart for various manufacturing activities clearly elaborating each stage, with quantity. This bar chart all be in line with the Quality assurance plan submitted with the offer. The bar chart will have to be submitted within 15 days from the release of the order.
15.0	Spares, Accessories and Tools	<p>Bidder need to furnish the expected life of IEDs While submitting the performance reports of the concerned IEDs. Bidders need to provide life cycle support and supplies to ensure Necessary support in terms of services and spares for next 15 years regarding discontinuation OEM must need to follow clauses 3.15 & 6 of IEC 61850-4. The example cases should be taken as reference.</p> <p>Bidder need to provide life cycle support and supplies to ensure necessary support in terms of services and spares for next 15 years from date of Purchase Order. Bidder all provide expected life of IEDs in writing.</p> <p>Bidder all conform to the following guideline to mitigate failure. To provide immediate support in case of failure of IED. The Bidder all always maintain 2 Nos. of IEDs as spare at their India office/ TATA POWER - CODL office.</p> <ul style="list-style-type: none"> • Bidder all report to site within 48 hours of receipt of reporting of the failure occurrence. • Bidder all provide replacement of the faulty IEDs within 7 days after confirmation of the fact that the IED can't be repaired at site. • Bidder all provide detailed root cause analysis report of the faulty IEDs within 30 days from the date of the IED receipt.

Initiator		HoG (Plant Engineering)	
-----------	--	----------------------------	--

TECHNICAL SPECIFICATION

Doc. Title

PROTECTION IED SPECIFICATIONS FOR 33kV/11kV

Doc. No

Eff. Date 01-04-2020

Rev. No

00

Page 27 of 30

Prepared by:

Reviewed By:

Approved By:

Issued By:

- Any spare IED replacement, testing and its commissioning to be done by Bidder only without any cost implications. Any equipment, any software or any hardware to test the IEDs to be borne by Bidder only.
- Any up gradation in application software and IED (except hardware) will be informed to us and necessary up gradation to be carried out by Bidder without any cost implications.

Spares for Project job for New Grids / Bay Extension

**Same MLFB No/ Order Code across 11kV Board including PU.
BCPU MLFB No / Order Code all remain same across 33kV Board.**

Relays for 11kV panels

Total No. of (main & backup) relays in Panel board to be supplied	No. of Spare relays
1-10	1
11-20	2
21-30	3
31-40	4

33kV panel

No. of Panels	No. of Spare Relays		Bus Differential applicable for 33kV AIS	
	BCPU	Line PU	Transformer PU	
2 Line, 2 Trafo, 1 B/C	1	1	1	1
4 Line, 2 Trafo, 1 B/C	1	1	1	1
4 Line, 3 Trafo, 1 B/C	2	1	1	1
6 Line, 3 Trafo, 1 B/C	2	1	1	1
1 line, 1 Trafo, 1 B/C	1	1	1	1
2 line, 1 Trafo, 1 B/C	1	1	1	1

Master Trip Relay (86) common for 33kV and 11kV

No. of relays in Panels	No. of Spare relays
1-10	1

Initiator


HoG
(Plant Engineering)

TECHNICAL SPECIFICATION

Doc. Title	PROTECTION IED SPECIFICATIONS FOR 33kV/11kV		
Doc. No		Eff. Date 01-04-2020	
Rev. No	00	Page 28 of 30	
Prepared by:	Reviewed By:	Approved By:	Issued By:


		<table border="1"> <tr> <td>11-20</td> <td>2</td> </tr> <tr> <td>21-30</td> <td>3</td> </tr> <tr> <td>31-40</td> <td>4</td> </tr> </table> <p>Services to be included during tender</p> <ul style="list-style-type: none"> i. Tri- party agreement to be made to have protection against quitting of executing Bidder. ii. In case total failure of IEDs during the warranty period exceeds 20% of the installed quantity of respective type at a particular station then Bidder to configure these as some latent defect and configure replacement of Any IEDs in its scope without any cost implication to TATA POWER - CODL. <ul style="list-style-type: none"> i. Preferably Any the IEDs all have conformal coating to take care of any external environmental polluting effect etc. TATA POWER - CODL all not be responsible if any such reason causes failure of cards/IEDs and each all be Bidder’s responsibility to replace IED without any cost implication to TATA POWER - CODL. 	11-20	2	21-30	3	31-40	4
11-20	2							
21-30	3							
31-40	4							
16.0	Drawings and Documents	<p>Following drawings and documents all be prepared on Purchaser’s specifications and statutory requirements and all be submitted with the bid:</p> <ol style="list-style-type: none"> 1. Completely filled in Technical Particulars 2. General description of the equipment and Any components including brochures 3. Bill of material 4. Type test certificates 5. Hardware Specification 6. Sizing Calculations of various component 7. Standard Drawings 8. ICD/CID Cite (IED capability description file) 9. SCD file (substation configuration description) 10. MIB Files of IEDS 						

Initiator		HoG (Plant Engineering)	
-----------	--	----------------------------	--

	TP CENTRAL ODISHA DISTRIBUTION LIMITED, BHUBANESHWAR		
	TECHNICAL SPECIFICATION		
Doc. Title	PROTECTION IED SPECIFICATIONS FOR 33kV/11kV		
Doc. No		Eff. Date 01-04-2020	
Rev. No	00	Page 29 of 30	
Prepared by:	Reviewed By:	Approved By:	Issued By:

		<p>After the award of the contract four (4) copies of drawings, drawn to scale, describing the equipment in detail all be forwarded for approval and all subsequently provide four (4) complete sets of final drawings, one of which all be auto positive suitable for reproduction, before the dispatch of the equipment. Soft copy (pen drive) of Any the drawing, GTP, Test certificates all be submitted after the final approval of the same to purchaser.</p> <p>Any the documents & drawings all be in English language.</p> <p>Instruction Manuals: Bidder all furnish two softcopies (pen drives) covering erection and maintenance instructions and Any relevant information and drawings pertaining to the main equipment as well as auxiliary devices.</p>
17.0	Guaranteed Technical Particulars	Bidder all submit separate sheet showing compliances on Any other clauses of the specification

Initiator		HoG (Plant Engineering)	
-----------	--	----------------------------	--

	TP CENTRAL ODISHA DISTRIBUTION LIMITED, BHUBANESHWAR		
	TECHNICAL SPECIFICATION		
Doc. Title	PROTECTION IED SPECIFICATIONS FOR 33kV/11kV		
Doc. No		Eff. Date 01-04-2020	
Rev. No	00	Page 30 of 30	
Prepared by:	Reviewed By:	Approved By:	Issued By:

21.0 SCHEDULE OF DEVIATIONS

(TO BE ENCLOSED WITH THE BID)

Any deviations from this specification all be set out by the Bidders, clause by Clause in this schedule. Unless specificAny mentioned in this Schedule, the tender all be deemed to confirm the purchaser's specifications:

S. No.	Clause No.	Details of deviation with justifications

We confirm that there are no deviations apart from those detailed above.

Seal of the Company:

Designation

Signature

Initiator		HoG (Plant Engineering)	
-----------	--	----------------------------	--

TPCODL	TATA POWER CENTRAL ODISHA DISTRIBUTION LTD		
	TECHNICAL SPECIFICATION		
Doc. Title	TECHNICAL SPECIFICATIONS FOR 33kV/11kV POWER SYSTEM CONTROL & RELAY PANEL		
Doc. No	ENG-EHV-	Eff. Date	
Rev. No	00	Page 1 of 31	
Prepared by:	Reviewed By:	Approved By:	Issued By:

CONTENTS

- 1.0 SCOPE**
- 2.0 APPLICABLE STANDARDS**
- 3.0 CLIMATIC CONDITIONS OF THE INSTALLATION**
- 4.0 GENERAL TECHNICAL REQUIREMENTS**
- 5.0 GENERAL CONSTRUCTIONS**
- 6.0 NAME PLATE AND MARKING**
- 7.0 TESTS**
- 8.0 TYPE TEST CERTIFICATES**
- 9.0 PRE-DISPATCH INSPECTION**
- 10.0 INSPECTION AFTER RECEIPT AT STORES**
- 11.0 GUARANTEE/WARRANTY DETAILS**
- 12.0 PACKING**
- 13.0 QUALITY CONTROL**
- 14.0 MINIMUM TESTING FACILITIES**
- 15.0 MANUFACTURING ACTIVITIES**
- 16.0 SERVICES, SPARES, ACCESSORIES AND TOOLS**
- 17.0 DRAWINGS AND DOCUMENTS**
- 18.0 GUARANTEED TECHNICAL PARTICULARS**
- 19.0 SCHEDULE OF DEVIATIONS**

Initiator		HoG (Plant Engineering)	
-----------	--	----------------------------	--

TPCODL	TATA POWER CENTRAL ODISHA DISTRIBUTION LTD		
	TECHNICAL SPECIFICATION		
Doc. Title	TECHNICAL SPECIFICATIONS FOR 33kV/11kV POWER SYSTEM CONTROL & RELAY PANEL		
Doc. No	ENG-EHV-	Eff. Date	
Rev. No	00	Page 2 of 31	
Prepared by:	Reviewed By:	Approved By:	Issued By:

1.0	Scope	The scope of this specification covers the technical requirements of design, manufacture, testing at manufacturer's works, packing, forwarding, supply and unloading of Panels as mentioned in the specification, at site/stores complete with all accessories including supply, installation, testing and commissioning of efficient and trouble-free control and relay panel. The specific requirements are covered in the enclosed technical data sheet.
2.0	Applicable Standards	The equipment covered by this specification shall unless otherwise stated, be designed, constructed and tested in accordance with latest revisions of relevant Indian/IEC/other applicable standards shall conform to the regulations of local statutory authorities.
2.1	IS 9000	Basic Environmental testing procedure for electrical and electronic items
2.2	IS 694-1990	PVC insulated cables for working voltage up to and including 1100V
2.3	IS 2629-1985	Recommended practice for Hot Dip Galvanizing of iron & Steel.
2.4	IS 2633-1986	Test for uniformity of Zinc Coating
2.5	IEC 60529	Degrees of Protection provided by enclosures (IP Code)
2.6	IEC 62052-11	Electricity metering equipment (a.c.) – General requirements, tests & test conditions
2.7	IEC 62053-22	Static meter for active energy (Class 0.2S and 0.5S)
2.8	IEC 61850	Communication networks and systems in substations (all parts including IEC 61850-8-1, IEC 61850-9-2)
2.9	IEC 61869-9	Digital Interface for Instrument Transformers
2.10	IEC 61869-13	Stand-alone Merging Units

Initiator		HoG (Plant Engineering)	
-----------	--	----------------------------	--

TPCODL	TATA POWER CENTRAL ODISHA DISTRIBUTION LTD		
	TECHNICAL SPECIFICATION		
Doc. Title	TECHNICAL SPECIFICATIONS FOR 33kV/11kV POWER SYSTEM CONTROL & RELAY PANEL		
Doc. No	ENG-EHV-	Eff. Date	
Rev. No	00	Page 3 of 31	
Prepared by:	Reviewed By:	Approved By:	Issued By:

2.11	IEC 61588/IEEE 1588v2	Precision clock synchronization protocol for networked measurement and control systems
2.12	IEC 62351	Power systems management and associated information exchange - Data and communications security
3.0	Climatic Conditions of the Installations	<p>The service conditions shall be as follows:</p> <ol style="list-style-type: none"> 1. Maximum altitude above sea level 1,000m 2. Maximum ambient air temperature 50°C 3. Maximum daily average ambient air temperature 35°C 4. Minimum ambient air temperature 0°C 5. Maximum relative humidity 95% 6. Average number of thunderstorm days per annum (isokeraunic level) 70 7. Average number of rainy days per annum 120 8. Average annual rainfall 150cm 9. Earthquakes of an intensity in horizontal direction - equivalent to seismic acceleration of 0.3g 10. Earthquakes of an intensity in vertical direction - equivalent to seismic acceleration of 0.15g (g being acceleration due to gravity) 11. Wind velocity: 300 km/hr, 200 km/hr and 160 km/hr. environmentally, some of the regions, where the work will take place includes coastal areas, subject to high relative humidity, which can give rise to condensation. Onshore winds will frequently be salt laden. On occasions, the combination of salt and condensation may create pollution conditions for outdoor insulators. Some places are in heavily industrial polluted areas. Therefore, Outdoor material and equipment shall be designed and protected for use in

Initiator		HoG (Plant Engineering)	
-----------	--	----------------------------	--

TPCODL	TATA POWER CENTRAL ODISHA DISTRIBUTION LTD		
	TECHNICAL SPECIFICATION		
Doc. Title	TECHNICAL SPECIFICATIONS FOR 33kV/11kV POWER SYSTEM CONTROL & RELAY PANEL		
Doc. No	ENG-EHV-	Eff. Date	
Rev. No	00	Page 4 of 31	
Prepared by:	Reviewed By:	Approved By:	Issued By:

		exposed, heavily polluted, salty, corrosive and humid coastal atmosphere
4.0	General Technical Requirements	
4.1	General Requirements from the Business Associates	<ul style="list-style-type: none"> • The supplier should have at least 10 years of experience in design and supply of control and protection systems for electricity transmission and distribution applications. • The manufacturer, whose protection system is offered, should have designed, manufactured, tested, installed and commissioned such a system for electricity transmission and distribution for at least two years. • The manufacturer needs to submit the proof of completing such tasks with other utilities/concerns as its experience certificate. • The Business Associate can offer an innovative and advanced system. The offer is subjected to an approval from TPCODL after a thorough discussion between the BA and TPCODL. In case, an approval is not awarded to the BA's offered innovative system, TPCODL's existing/desired infrastructure prevails and the BA shall provide the system accordingly. • The BA should optimize on the cost of software products offered to TPCODL considering already available licenses with TPCODL. The BA should clearly indicate licensing policy for the software tools offered. • The BA should provide necessary training to the personnel recommended by TPCODL to maintain the system and troubleshooting reports
4.2	General System Design	Protection and Control IEDs respond to the signals of currents and voltages measured at certain points of the power system, and assess the state of the protected power system component. The System shall be suitable for operation and monitoring of the complete substation including future extensions and shall works on IEC 61850.

Initiator		HoG (Plant Engineering)	
-----------	--	----------------------------	--

TPCODL	TATA POWER CENTRAL ODISHA DISTRIBUTION LTD		
	TECHNICAL SPECIFICATION		
Doc. Title	TECHNICAL SPECIFICATIONS FOR 33kV/11kV POWER SYSTEM CONTROL & RELAY PANEL		
Doc. No	ENG-EHV-	Eff. Date	
Rev. No	00	Page 5 of 31	
Prepared by:	Reviewed By:	Approved By:	Issued By:

		Conventionally, analog values are injected directly into the IED through instrument transformers. IEDs combine analog-to-digital conversion of the signals with their analysis (digital filtering) and decision-making algorithms.
4.3	Fibre Optic Cable	Between Control Room and Switchyard/Switchgear Room: 4 Core, 62.5/125µm Multi-mode, Loose tube, Jelly filled, Armoured Fiber Optic Cable Within Control Room: 2 Core, 62.5/125µm Multi-mode Fiber Optic Patch Chord
4.4	CAT – VI	4 Pairs, 23 AWG Solid Bare Copper Conductor, PE Insulation, Unshielded Twisted Pair (UTP) with separator and PVC Outer Jacket It should be designed to the ANSI/TIA-568-C.2 ISO / IEC 11801 Category 6 requirements and transmit data at 1000 Mbps (~1 Gigabit per second) with a frequency of 250 MHz and suitable for 10BASE-T, 100BASE-TX Fast Ethernet and 1000BASE-T / 1000BASE-TX (Gigabit Ethernet).
5.0	General Construction of CRP	Switchgear panel construction is governed by individual specification in minimum. For 33KV/ 11KV control and relay panel following features to be ensured.
5.1	Simplex Panel	Simplex panel with dust proof design shall consist of a vertical front panel with equipment mounted thereon and having wiring access from rear for control panels & either front or rear for relay panels. In case of panel having width equal to or more than 800mm, double leaf-doors shall be provided. Doors shall have handles with either built-in locking facility or will be provided with pad-lock.
5.2	Constructional Features	Control and Relay Board shall be of panels of simplex type design as indicated in bill of quantity. It is the responsibility of the BA to ensure that the equipment specified and such unspecified complementary equipment

Initiator		HoG (Plant Engineering)	
-----------	--	----------------------------	--

TPCODL	TATA POWER CENTRAL ODISHA DISTRIBUTION LTD		
	TECHNICAL SPECIFICATION		
Doc. Title	TECHNICAL SPECIFICATIONS FOR 33kV/11kV POWER SYSTEM CONTROL & RELAY PANEL		
Doc. No	ENG-EHV-	Eff. Date	
Rev. No	00	Page 6 of 31	
Prepared by:	Reviewed By:	Approved By:	Issued By:

		<p>required for completeness of the protective/control schemes is properly accommodated in the panels without congestion and if necessary, provide panels with larger dimensions. No price increase at a later date on this account shall be allowed. However, the width of panels that are being offered to be placed in existing switchyard control rooms, should be in conformity with the space availability in the control room. Panels shall be completely metal enclosed and shall be dust, moisture and vermin proof. The enclosure shall provide a degree of protection not less than IP-54 in accordance with IS: 2147. Panels shall be free standing, floor mounting type and shall comprise structural frames completely enclosed with specially selected smooth finished, cold rolled sheet steel of thickness not less than 3 mm for weight bearing members of the panels such as base frame, front sheet and door frames, and 2.0mm for sides, door, top and bottom portions. There shall be sufficient reinforcement to provide level transportation and installation. All doors, removable covers and panels shall be gasketed all around with synthetic rubber gaskets Neoprene/EPDM generally conforming to provision of IS 11149. However, XLPE gaskets can also be used for fixing protective glass doors. Ventilating louvers, if provided shall have screens and filters. The screens shall be made of either brass or GI wire mesh.</p> <p>Design, materials selection and workmanship shall be such as to result in neat appearance, inside and outside with no welds, rivets or bolt head apparent from outside, with all exterior surfaces true and smooth. Panels shall have dual exhaust fan at its rear end for dissipation of heat.</p> <p>Panels shall have base frame with smooth bearing surface, which shall be fixed on the embedded foundation channels/insert plates. Anti-vibration strips made of shock absorbing materials that shall be supplied by the contractor, shall be placed between panel & base frame. Cable entries to the panels shall be from the bottom. Cable gland plate fitted on the bottom of the panel shall be connected to earthing of the panel/station through a flexible braided copper conductor rigidly.</p>
--	--	--

Initiator		HoG (Plant Engineering)	
-----------	--	----------------------------	--

TPCODL	TATA POWER CENTRAL ODISHA DISTRIBUTION LTD		
	TECHNICAL SPECIFICATION		
Doc. Title	TECHNICAL SPECIFICATIONS FOR 33kV/11kV POWER SYSTEM CONTROL & RELAY PANEL		
Doc. No	ENG-EHV-	Eff. Date	
Rev. No	00	Page 7 of 31	
Prepared by:	Reviewed By:	Approved By:	Issued By:

		Relay panels of modern modular construction would also be acceptable.
5.3	Mounting	<p>All equipment on and in panels shall be mounted and completely wired to the terminal blocks ready for-external connections. The equipment on front of panel shall be mounted flush. Equipment shall be mounted such that removal and replacement can be accomplished individually without interruption of service to adjacent devices and are readily accessible without use of special tools. Terminal marking-on the equipment shall be clearly visible.</p> <p>The BA shall carry out cut out, mounting and wiring of the free issue items supplied by others which are to be mounted in his panel in accordance with the corresponding equipment manufacturer drawings. Cut outs if any, provided for future mounting of equipment shall be properly blanked off with blanking plate.</p> <p>The centre lines of switches, push buttons and indicating lamps shall be not less than 750mm from the bottom of the panel. The centre lines of relays, meters and recorders shall be not less than 450mm from the bottom of the panel.</p> <p>The centre lines of switches, push buttons and indicating lamps shall be matched to give a neat and uniform appearance. Likewise the top lines of all meters, relays and recorders etc. shall be matched.</p> <p>No equipment shall be mounted on the doors. At existing station, panels shall be matched with other panels in the control room in respect of dimensions, colour, appearance and arrangement of equipment (centre lines of switches, push buttons and other equipment) on the front of the panel.</p>
5.4	Panel Internal Wiring	Panels shall be supplied complete with interconnecting wiring provided between all electrical devices mounted and wired in the panels and between the devices and terminal blocks for the devices to be connected to

Initiator		HoG (Plant Engineering)	
-----------	--	----------------------------	--

TPCODL	TATA POWER CENTRAL ODISHA DISTRIBUTION LTD		
	TECHNICAL SPECIFICATION		
Doc. Title	TECHNICAL SPECIFICATIONS FOR 33kV/11kV POWER SYSTEM CONTROL & RELAY PANEL		
Doc. No	ENG-EHV-	Eff. Date	
Rev. No	00	Page 8 of 31	
Prepared by:	Reviewed By:	Approved By:	Issued By:

		<p>equipment outside the panels. When panels are arranged to be located adjacent to each other all inter panel wiring and connections between the panels shall be furnished and the wiring shall be carried out internally, this is in the BA's scope.</p> <p>All wiring shall be carried out with 1100V grade, single core, stranded copper conductor wires with PVC insulation. The minimum size of the multi-stranded copper conductor used for internal wiring shall be as follows:</p> <p>Internal wiring to be connected to external equipment shall terminate on terminal blocks.</p> <p>The terminal blocks for CTs VTs shall be provided with test links and isolating facilities. The CT terminal blocks shall be provided with short circuiting and earthing facilities.</p> <p>Shall have 20% terminals as spare terminals in each panel. All equipment mounted on front of the panels shall have individual name-plates with equipment designation engraved. Each panel shall also have circuit/feeder designation name plate.</p> <p>All wiring shall be with 660/1100 V grade, single core, PVC insulated stranded copper conductor.</p> <p>Wires shall be vermin proof. Minimum size of conductor shall be 2.5 sq. mm in general, but for CT & VT circuits it shall be 4 sq.mm. CT VT wiring will be colored as per standard sign color configuration including neutral and neutral CT wiring. Rest wiring will be in grey color and earthing will be done by green colored control cable.</p> <p>Contractor shall be solely responsible for completeness and correctness of all the wiring, and for proper functioning of the connected equipment.</p> <p>Specification for Auxiliary relays/ MCB's</p>
--	--	--

Initiator		HoG (Plant Engineering)	
-----------	--	----------------------------	--

TPCODL	TATA POWER CENTRAL ODISHA DISTRIBUTION LTD		
	TECHNICAL SPECIFICATION		
Doc. Title	TECHNICAL SPECIFICATIONS FOR 33kV/11kV POWER SYSTEM CONTROL & RELAY PANEL		
Doc. No	ENG-EHV-	Eff. Date	
Rev. No	00	Page 9 of 31	
Prepared by:	Reviewed By:	Approved By:	Issued By:

		<ul style="list-style-type: none"> • Fuse Failure relay and trip Circuit Supervision relay shall be suitably selected, considering burden and auxiliary voltage. External circuitry like compensating resistances will not be accepted. • Auxiliary contact multiplier relays should be of reputed make and selected on the basis of continuous current carrying capacity and rated voltage. The fluctuation in voltage level must be accounted for (+/-) 10% continuously. • DC MCB's should not be substituted by AC MCB's for DC Distribution, irrespective of manufacturer's individual multi usage Recommendations. • DC Fail Supervision relay (80) shall be provided on all control and IED panels. • Suitable contactor arrangement to be made in 33 KV line incomer panel/ 11 KV incomer panel so that in case of station DC failure the power pack driven by PT circuit powers up the relay and tripping circuits and keeps protection in service. <p>Spare I/Os wiring shall be brought upto terminal block for future use.</p> <p>All internal wiring shall be securely supported, neatly arranged, readily accessible and connected to equipment terminals and terminal blocks. Wiring gutters & troughs shall be used for this purpose.</p> <p>Auxiliary bus wiring for AC and DC supplies, voltage transformer circuits, annunciation circuits and other common services shall be provided near the top of the panels running throughout the entire length of the panels.</p> <p>Wire termination shall be made with solder less crimping type and tinned copper lugs, which firmly grip the conductor. Insulated sleeves shall be provided at all the wire terminations. Engraved core identification plastic ferrules marked to correspond with panel wiring diagram shall be fitted at both ends of each wire. Ferrules shall fit tightly on the wire and shall not fall</p>
--	--	---

Initiator		HoG (Plant Engineering)	
-----------	--	----------------------------	--

TPCODL	TATA POWER CENTRAL ODISHA DISTRIBUTION LTD		
	TECHNICAL SPECIFICATION		
Doc. Title	TECHNICAL SPECIFICATIONS FOR 33kV/11kV POWER SYSTEM CONTROL & RELAY PANEL		
Doc. No	ENG-EHV-	Eff. Date	
Rev. No	00	Page 10 of 31	
Prepared by:	Reviewed By:	Approved By:	Issued By:

		<p>off when the wire is disconnected from terminal blocks. All wires directly connected to trip circuit breaker or device shall be distinguished by the addition of red colored unlettered ferrule.</p> <p>Longitudinal troughs extending throughout the run length of the panel shall be preferred for inter panel wiring. Inter-connections to adjacent panel shall be brought out to a separate set of terminal blocks located near the slots of holes meant for taking the inter-connecting wires.</p> <p>BA shall be solely responsible for the completeness and correctness of the internal wiring and for the proper functioning of the connected equipment.</p>
5.5	Terminal Blocks	<p>All internal wiring to be connected to external equipment shall terminate on terminal blocks. Terminal blocks shall be 11.00 V grade and have 10 Amps. Continuous rating, moulded piece, complete with insulated barriers, stud type terminals, washers, nuts and lock nuts. Markings on the terminal blocks shall correspond to wire number and terminal numbers on the wiring diagrams. All terminal blocks shall have shrouding with transparent unbreakable material.</p> <p>Disconnecting type terminal blocks for AC/DC, current transformer and voltage transformer secondary leads shall be provided. Also current transformer secondary leads shall be provided with short circuiting and earthing facilities.</p> <p>At least 20% spare terminals shall be provided on each panel and these spare terminals shall be uniformly distributed on all terminal blocks.</p> <p>Unless otherwise specified, terminal blocks shall be suitable for connecting the following conductors of external cable on each side</p> <ul style="list-style-type: none"> • All CT & PT circuits: minimum of two of 4 sq. mm copper. • AC/DC Power Supply Circuits: One of 6 sq. mm Copper. • All other circuits: minimum of one of 2.5 sq. mm Copper.

Initiator		HoG (Plant Engineering)	
-----------	--	----------------------------	--

TPCODL	TATA POWER CENTRAL ODISHA DISTRIBUTION LTD		
	TECHNICAL SPECIFICATION		
Doc. Title	TECHNICAL SPECIFICATIONS FOR 33kV/11kV POWER SYSTEM CONTROL & RELAY PANEL		
Doc. No	ENG-EHV-	Eff. Date	
Rev. No	00	Page 11 of 31	
Prepared by:	Reviewed By:	Approved By:	Issued By:

		<p>There shall be a minimum clearance of 250 mm between the first row of terminal blocks and the associated cable gland plate or panel side wall. Also the clearance between two rows of terminal blocks edges shall be minimum of 150mm.</p> <p>Arrangement of the terminal block assemblies and the wiring channel within the enclosure shall be such that a row of terminal blocks is run in parallel and close proximity along each side of the wiring-duct to provide for convenient attachment of internal panel wiring. The side of the terminal block opposite the wiring duct shall be reserved for the Owner's external cable connections. All adjacent terminal blocks shall also share this field wiring corridor. All wiring shall be provided with adequate support inside the panels to hold them firmly and to enable free and flexible termination without causing strain on terminals.</p> <p>The number and sizes of the TPCODL's multi core incoming external cables will be furnished to the BA after placement of the order. All necessary cable terminating accessories such as gland plates, supporting clamps & brackets, wiring troughs and gutters etc. (except glands & lugs) for external cables shall be included the scope of supply.</p>
5.6	Painting	<p>All sheet steel work shall be phosphate in accordance with the IS: 6005 "Code of practice for phosphate iron and steel". It should follow the seven tank process. Oil, grease, dirt and swarf shall be thoroughly removed by emulsion cleaning. Rust and scale shall be removed by pickling with dilute acid followed by washing with running water rinsing with a slightly alkaline hot water and drying. After phosphating, thorough rinsing shall be carried out with clean water followed by final rinsing with dilute dichromate solution and oven drying. The phosphate coating shall be sealed with application of two coats of ready mixed, stoved type zinc chromate primer. The first coat may be "flash dried" while the second coat shall be stoved. Thereafter an established painting procedure like electrostatic painting followed for</p>

Initiator		HoG (Plant Engineering)	
-----------	--	----------------------------	--

TPCODL	TATA POWER CENTRAL ODISHA DISTRIBUTION LTD		
	TECHNICAL SPECIFICATION		
Doc. Title	TECHNICAL SPECIFICATIONS FOR 33kV/11kV POWER SYSTEM CONTROL & RELAY PANEL		
Doc. No	ENG-EHV-	Eff. Date	
Rev. No	00	Page 12 of 31	
Prepared by:	Reviewed By:	Approved By:	Issued By:

		powder coating the panel. The colour shade shall be Siemens grey RAL 7032.
5.7	Miscellaneous Accessories	<p>Plug Point: 240V, Single phase 50Hz, AC socket with switch suitable to accept 5 Amps and 15 Amps pin round standard Iridian plug, shall be provided in the interior of each cubicle with ON-OFF switch.</p> <p>Interior Lighting: Each panel shall be provided with an LED: lighting fixture rated for 240 Volts, single phase, 50 Hz supply for the interior illumination of the panel controlled by the respective panel door switch.</p> <p>Switches and Fuses: Each panel shall be provided with necessary arrangements for receiving, distributing and isolating of DC and AC supplies for various control, signaling, lighting and space heater circuits. The incoming and sub-circuits shall be separately provided with miniature circuit breakers (MCB). Selection of the main and sub-circuit MCB rating shall be such as to ensure selective clearance of sub-circuit faults. MCBs shall conform to IS: 13947. Each MCB shall be provided with one potential free contact and the same shall be wired for annunciation purpose. However voltage transformer circuits for relaying and metering shall be protected by fuses. All fuses shall be HRC cartridge type conforming to IS: 13703 mounted on plug-in type fuse bases.. Fuse carrier base as well as MCBs shall have imprints of the fuse 'rating' and 'voltage'.</p> <p>Space Heater: Each panel shall be provided with a space heater rated for 240V, single phase, 50 Hz Ac supply for the internal heating of the panel to prevent condensation of moisture. The fittings shall be complete with switch unit.</p>
5.8	Earthing	All panels shall be equipped with an earth bus securely fixed. Location of earth bus shall ensure no radiation interference for earth systems under various switching conditions of isolators and breakers. The material and the sizes of the bus bar shall be at least 25 X 6 sq. mm perforated copper with threaded holes at a gap of 50mm with a provision of bolts and nuts for

Initiator		HoG (Plant Engineering)	
-----------	--	----------------------------	--

TPCODL	TATA POWER CENTRAL ODISHA DISTRIBUTION LTD		
	TECHNICAL SPECIFICATION		
Doc. Title	TECHNICAL SPECIFICATIONS FOR 33kV/11kV POWER SYSTEM CONTROL & RELAY PANEL		
Doc. No	ENG-EHV-	Eff. Date	
Rev. No	00	Page 13 of 31	
Prepared by:	Reviewed By:	Approved By:	Issued By:

		<p>connection with cable armors and mounted equipment etc for effective earthing. When several panels are Mounted adjoining each other, the earth bus shall be made continuous and necessary connectors and clamps for this purpose shall be included in the scope of supply of the Contractor. Provision shall he made for extending the earth bus bars to future adjoining panels on either side.</p> <p>Provision shall be made on each bus bar of the end panels for connecting Substation earthing grid. Necessary terminal clamps and connectors for this purpose shall be included in the scope of supply of BA.</p> <p>All metallic cases of relays, instruments and other panel mounted equipment including gland plate, shall be connected to the earth bus by copper wires of size not less than 2.5 sq. mm. The colour code of earthing wires shall he green.</p> <p>Looping of earth connections, which would result in loss of earth connection to other devices when the loop is broken, shall not be permitted. However, looping of earth connections between equipment to provide alternative paths to earth bus shall he provided.</p> <p>VT and CT secondary neutral or common lead shall be earthed at one place only at the terminal blocks where they enter the panel. Such earthing shall be made through links so that earthing may be removed from one group without disturbing continuity of earthing system for other groups.</p>
5.9	Switches	<p>Control and instrument switches shall be rotary operated type with escutcheon plates clearly marked to show operating position and circuit designation plates and suitable for flush mounting with only switch front plate and operating handle projecting out.</p> <p>The selection of operating handles for the different types of switches shall be as follows:</p> <ul style="list-style-type: none"> • Breaker, Isolator: Pistol grip, black control switches

Initiator		HoG (Plant Engineering)	
-----------	--	----------------------------	--

TPCODL	TATA POWER CENTRAL ODISHA DISTRIBUTION LTD		
	TECHNICAL SPECIFICATION		
Doc. Title	TECHNICAL SPECIFICATIONS FOR 33kV/11kV POWER SYSTEM CONTROL & RELAY PANEL		
Doc. No	ENG-EHV-	Eff. Date	
Rev. No	00	Page 14 of 31	
Prepared by:	Reviewed By:	Approved By:	Issued By:

		<ul style="list-style-type: none"> • Selector switches: Oval or knob, black • Instrument switches: Round, knurled, black <p>The control switch of breaker and isolator shall be of spring return to neutral type. The switch shall have spring return from close and trip positions to "after close" and "after trip" positions respectively.</p> <p>Instrument selection switches shall be of maintained contact (stay put) type. Ammeter selection switches shall have make-before-break type contacts so as to prevent open circuiting of CT secondary when changing the position of the switch. Voltmeter transfer switches for AC shall be suitable for reading all line- to-line and line-to-neutral voltages for non-effectively earthed systems and for reading all line to line voltages for effectively earthed systems.</p> <p>Lockable type of switches which can be locked In particular positions shall be provided when specified. The key locks shall be fitted on the operating handles.</p> <p>The contacts of all switches shall preferably open .and close with snap action to minimize arcing. Contacts of switches shall he spring assisted and contact faces shall be with rivets of pure silver or silver alloy. Springs shall not be used as current carrying parts</p> <p>The contact combination and their operation shall be such as to give completeness to the interlock and function of the scheme.</p> <p>The contact rating of the switches shall be as follows:</p> <table border="1" style="margin-left: auto; margin-right: auto;"> <thead> <tr> <th style="text-align: center;">Description (Contact rating in Amps)</th> <th style="text-align: center;">24VDC</th> <th style="text-align: center;">50VDC</th> <th style="text-align: center;">240VAC</th> </tr> </thead> <tbody> <tr> <td>Make and Carry</td> <td style="text-align: center;">10</td> <td style="text-align: center;">10</td> <td style="text-align: center;">10</td> </tr> <tr> <td>Continuously Make and Carry for 0.5 sec</td> <td style="text-align: center;">30</td> <td style="text-align: center;">30</td> <td style="text-align: center;">30</td> </tr> <tr> <td>Break for resistive load</td> <td style="text-align: center;">20</td> <td style="text-align: center;">20</td> <td style="text-align: center;">7</td> </tr> </tbody> </table>	Description (Contact rating in Amps)	24VDC	50VDC	240VAC	Make and Carry	10	10	10	Continuously Make and Carry for 0.5 sec	30	30	30	Break for resistive load	20	20	7
Description (Contact rating in Amps)	24VDC	50VDC	240VAC															
Make and Carry	10	10	10															
Continuously Make and Carry for 0.5 sec	30	30	30															
Break for resistive load	20	20	7															

Initiator		HoG (Plant Engineering)	
-----------	--	----------------------------	--

TPCODL	TATA POWER CENTRAL ODISHA DISTRIBUTION LTD		
	TECHNICAL SPECIFICATION		
Doc. Title	TECHNICAL SPECIFICATIONS FOR 33kV/11kV POWER SYSTEM CONTROL & RELAY PANEL		
Doc. No	ENG-EHV-	Eff. Date	
Rev. No	00	Page 15 of 31	
Prepared by:	Reviewed By:	Approved By:	Issued By:

		Inductive Load with L/R = 40ms	0.2
5.10	Indicating Lamps	<p>Indicating lamps shall be of cluster LED type suitable for panel mounting with rear terminal connections. Lamps shall be provided with series connected resistors preferably built in the lamp assembly. Lamps shall have translucent lamp covers to diffuse lights colored red, green, amber, dear white or blue as specified The lamp cover shall be preferably of screwed type, unbreakable and moulded from heat resisting material.</p> <p>The lamps shall be provided with suitable resistors. Lamps and lenses shall be interchangeable and easily replaceable from the front of the panel. Tools, if required for replacing the bulbs and lenses shall also be included in the scope of the supply.</p> <p>The indicating lamps with resistors shall withstand 120% of rated voltage on a continuous basis.</p> <p>Red – Breaker ON</p> <p>Green – Breaker OFF</p> <p>White – Spring Charged</p> <p>Amber – 86 operated</p> <p>Blue – Breaker in test</p> <p>Blue – Breaker in service</p> <p>Dear white – TCS1 fail</p> <p>Dear white – TCS2 fail</p>	
5.11	Dust Proof Environment	All the panels in the control room and switchgear room have to be in a dust proof environment. Civil works have to be taken care in the same directions.	

Initiator		HoG (Plant Engineering)	
-----------	--	----------------------------	--

TPCODL	TATA POWER CENTRAL ODISHA DISTRIBUTION LTD		
	TECHNICAL SPECIFICATION		
Doc. Title	TECHNICAL SPECIFICATIONS FOR 33kV/11kV POWER SYSTEM CONTROL & RELAY PANEL		
Doc. No	ENG-EHV-	Eff. Date	
Rev. No	00	Page 16 of 31	
Prepared by:	Reviewed By:	Approved By:	Issued By:

5.12	Energy Meters	<p>The Energy Measurements should be preferably done as per 3 wattmeter method. It shall use Potential Transformer and the Metering Core of the respective Current Transformers. The desired Metering class accuracy of 0.2s is expected for metering functions.</p> <ul style="list-style-type: none"> • Supply and Integration of Energy Meters with Software for centralized meter data reading shall be in supplier's scope. Supplied Software shall have independent for meter make or OEM to retrieving the meter data. • Laying of Communication Cable along with conduit shall be in supplier's scope • Supply and Installation of RJ11 Splitters shall be in supplier's scope • Supply, Installation and Configuration of TCP/IP to Serial Converter shall be in supplier's scope if required. • Software configuration for integration of energy meters (at centralized meter data acquisition system) shall be in supplier's scope. Supplier shall have ensured the data communication. <p>The basic metering functions should be additionally supported by following:</p> <table border="1" style="width: 100%; border-collapse: collapse;"> <thead> <tr> <th style="width: 10%;">S. No.</th> <th style="width: 40%;">Description</th> <th style="width: 50%;">Requirement</th> </tr> </thead> <tbody> <tr> <td style="text-align: center;">01</td> <td>Type of the Meter</td> <td>3 Phase 4 Wire, CT/PT Operated Static Meters</td> </tr> <tr> <td style="text-align: center;">02</td> <td>Accuracy Class of the Meter</td> <td>Active Energy – Will be informed at detailed engineering stage Reactive Energy – 2 or better</td> </tr> <tr> <td style="text-align: center;">03</td> <td>Basic Current (I_b) & rated Max. Current (I_{max})</td> <td>When I_b=1A; I_{max}=2A When I_b=5A; I_{max}=10A</td> </tr> <tr> <td style="text-align: center;">04</td> <td>Rated Secondary Current</td> <td>1A or 5A for 66/33kV (balanced and</td> </tr> </tbody> </table>	S. No.	Description	Requirement	01	Type of the Meter	3 Phase 4 Wire, CT/PT Operated Static Meters	02	Accuracy Class of the Meter	Active Energy – Will be informed at detailed engineering stage Reactive Energy – 2 or better	03	Basic Current (I _b) & rated Max. Current (I _{max})	When I _b =1A; I _{max} =2A When I _b =5A; I _{max} =10A	04	Rated Secondary Current	1A or 5A for 66/33kV (balanced and
S. No.	Description	Requirement															
01	Type of the Meter	3 Phase 4 Wire, CT/PT Operated Static Meters															
02	Accuracy Class of the Meter	Active Energy – Will be informed at detailed engineering stage Reactive Energy – 2 or better															
03	Basic Current (I _b) & rated Max. Current (I _{max})	When I _b =1A; I _{max} =2A When I _b =5A; I _{max} =10A															
04	Rated Secondary Current	1A or 5A for 66/33kV (balanced and															

Initiator		HoG (Plant Engineering)	
-----------	--	----------------------------	--

TPCODL	TATA POWER CENTRAL ODISHA DISTRIBUTION LTD		
	TECHNICAL SPECIFICATION		
Doc. Title	TECHNICAL SPECIFICATIONS FOR 33kV/11kV POWER SYSTEM CONTROL & RELAY PANEL		
Doc. No	ENG-EHV-	Eff. Date	
Rev. No	00	Page 17 of 31	
Prepared by:	Reviewed By:	Approved By:	Issued By:

		(I _b)	unbalanced load), 5A for 11kV (balanced and unbalanced load)
	05	Reference conditions for testing the performance of the meter	V _{ref} = 110V ± 1% Freq = 50Hz ± 0.3% Temperature = 27°C ± 2°C
	06	Operating Voltage	110V (P-P), Meter shall be operational with required accuracy from 0.6 V _{ref} to 1.2V _{ref}
	07	Operating Frequency	50Hz ± 5%
	08	Power Consumption	Voltage Circuit: Max. 1.5W and 10VA, Current Circuit: Max. 1VA
	09	Starting Current	0.1% of I _b
	10	Short time over current	The meter shall be able to carry for 0.5s a current equal to 20 times the max. current
	11	Influence of heating	Temperature rise at any point of the external surface of the meter shall not exceed by more than 20k with an ambient temperature at 45oC
	12	Rated Impulse withstand voltage	6kV (Shall be applied ten times with one polarity & then repeated with the other polarity and minimum time between each impulse to be 3s)
	13	AC withstand voltage for 1 min	4kV
	14	Insulation resistance between	Frame & current, voltage circuits connected together: 5MΩ Each current circuit (and voltage circuit) & each and every other: 50MΩ
	15	Mechanical Requirements	Meter shall be in compliance with clause 12.3 of IS 14697

Initiator		HoG (Plant Engineering)	
-----------	--	----------------------------	--

TPCODL	TATA POWER CENTRAL ODISHA DISTRIBUTION LTD		
	TECHNICAL SPECIFICATION		
Doc. Title	TECHNICAL SPECIFICATIONS FOR 33kV/11kV POWER SYSTEM CONTROL & RELAY PANEL		
Doc. No	ENG-EHV-	Eff. Date	
Rev. No	00	Page 18 of 31	
Prepared by:	Reviewed By:	Approved By:	Issued By:

		16	Resistance to Heat and Fire	The terminal block, terminal cover and Meter case shall ensure safety against spread of fire. They should not be ignited by thermal overload of live parts in contact with them as per clause 6.8 of IS 14697. Fire retardant material shall be used.
		17	Protection against penetration of dust and water	Degree of Protection: IP 51, but without suction in the meter
		18	Resistance against Climatic influence	Meter shall be in compliance with clause 12.6 of IS 14697
		19	Electromagnetic Compatibility (EMC)	Meter shall be in compliance with clause 12.8 of IS 14697
		20	Accuracy requirements	Meter shall be in compliance with clause 11.0 of IS 14697
		21	Power Factor Range	Zero lag to Zero lead
		22	Energy Measurement	Fundamental energy +Energy due to Harmonics. Energy meters shall preferably record. Total Harmonics distortion (THD) in voltage and current for at least 30 days
		23	Connection Diagram	The connection diagram for the system shall be provided on terminal cover
		24	Self-Diagnostic Feature	Self-diagnostic for calendar, RTU, Battery, all display segments and NVM.
		25	Initial startup of meter	Meter shall be fully functional within 5s after reference voltage is applied to the meter terminals
		26	Internal diameter of the terminal holes and Depth	5.5mm (min), 25mm

Initiator		HoG (Plant Engineering)	
-----------	--	----------------------------	--

TPCODL	TATA POWER CENTRAL ODISHA DISTRIBUTION LTD		
	TECHNICAL SPECIFICATION		
Doc. Title	TECHNICAL SPECIFICATIONS FOR 33kV/11kV POWER SYSTEM CONTROL & RELAY PANEL		
Doc. No	ENG-EHV-	Eff. Date	
Rev. No	00	Page 19 of 31	
Prepared by:	Reviewed By:	Approved By:	Issued By:

			of terminal hole	
		27	Clearance between adjacent Terminals	10mm (min)
		28	Display	Backlit LCD, Scrolling, 10s for each parameter
		29	History requirements	<p>The meter shall be capable of recording the last two months data for following parameters, at the end of every month at 24:00 hrs:</p> <ul style="list-style-type: none"> • Active demand (MW), import • Apparent demand (MVA), import • Reactive energy (MVAh) lag, import • Reactive energy (MVAh) lead, import • Active energy (MWh), import • Apparent energy (MVAh), import • Active demand (MW), export • Apparent demand (MVA), export • Reactive energy (MVA) lag, export • Reactive energy (MVAh) lead, export • Active energy (MWh), export • Apparent Energy (MVAh), export
		30	Security feature	Programmable facility to restrict the access to the information recorded at

Initiator		HoG (Plant Engineering)	
-----------	--	----------------------------	--

TPCODL	TATA POWER CENTRAL ODISHA DISTRIBUTION LTD		
	TECHNICAL SPECIFICATION		
Doc. Title	TECHNICAL SPECIFICATIONS FOR 33kV/11kV POWER SYSTEM CONTROL & RELAY PANEL		
Doc. No	ENG-EHV-	Eff. Date	
Rev. No	00	Page 20 of 31	
Prepared by:	Reviewed By:	Approved By:	Issued By:

				different security level such as read communication, write communication, etc.
		31	Software and Communication compatibility	The BCS and CMRI Software shall be supplied by the bidder for free of cost. Training for the use of the software shall also be provided by the bidder
		32	Calibration	Meters shall be software calibrated at factory and modifications in calibration shall not be possible at site by any means.
		<p>Aux. Supply of Serial to TCP/IP Converter should be on Station DC Supply and usage of power converters are not allowed.</p> <p>There should be PT selection scheme in line panel for selection of BUS-PT and Line PT for metering purpose.</p> <p>In transformer panel PT selection scheme in the transformer panel is also required based on bus isolation selection.</p>		
6.0	Name Plate & Marking	<p>All equipment mounted on front and rear side as well as equipment mounted inside the panels shall be provided with individual name plates with equipment designation engraved. Also on the top of each panel on front as well as rear side, large and bold nameplates shall be provided for circuit/feeder designation.</p> <p>All front mounted equipment shall also be provided at the rear with individual name plates engraved with tag numbers corresponding to the one shown in the panel internal wiring to facilitate easy tracing of the wiring.</p> <p>Each IED and meter shall be prominently marked. All relays- and other devices shall be clearly marked with manufacturer's name, manufacturer's</p>		

Initiator		HoG (Plant Engineering)	
-----------	--	----------------------------	--

TPCODL	TATA POWER CENTRAL ODISHA DISTRIBUTION LTD		
	TECHNICAL SPECIFICATION		
Doc. Title	TECHNICAL SPECIFICATIONS FOR 33kV/11kV POWER SYSTEM CONTROL & RELAY PANEL		
Doc. No	ENG-EHV-	Eff. Date	
Rev. No	00	Page 21 of 31	
Prepared by:	Reviewed By:	Approved By:	Issued By:

		<p>type, serial number and electrical rating data.</p> <p>Name Plates shall be made of anodized aluminium. Name plates shall be black with white engraving lettering.</p> <p>Each switch shall bear clear inscription identifying its function e.g. 'BREAKER"52A`, "SYNCHRONISING" etc. Similar inscription shall also be provided on each device whose function is not other-wise identified. If any switch device does not bear this inscription separate name plate giving its function shall be provided for it. Switch shall also have clear inscription for each position Indication e.g. "Trip- Neutral-Close", "ON-OFF", "R-Y-B-OFF" etc.</p> <p>All the panels shall be provided with name plate mounted inside the panel bearing PO No & Date, Name of the Substation & feeder and reference drawing number.</p>
7.0	Tests	<p>Factory Acceptance Test: The manufacturing phase of the C&R Panel shall be concluded by the factory acceptance test (FAT). The purpose is to ensure that the Contractor has interpreted the specified requirements correctly and that the FAT includes checking to the degree required by the user. The general philosophy shall be to deliver a system to site only after it has been thoroughly tested and its specified performance has been verified, as far as site conditions can be simulated in a test lab. If the FAT comprises only a certain portion of the system for practical reason. An integrated-FAT shall be conducted as per the TPCODL I-FAT Document (ENG-EHV-1006 Rev. 00 - Annexure-III). If the complete system consists of parts from various suppliers or some parts are already installed on site, in such case supplier will arrange the intra-communication between RTU/DC and such IEDs to meet the requirement.</p> <p>Hardware Integration Tests shall be performed on the specified systems to be used for Factory tests when the hardware has been installed in the</p>

Initiator		HoG (Plant Engineering)	
-----------	--	----------------------------	--

TPCODL	TATA POWER CENTRAL ODISHA DISTRIBUTION LTD		
	TECHNICAL SPECIFICATION		
Doc. Title	TECHNICAL SPECIFICATIONS FOR 33kV/11kV POWER SYSTEM CONTROL & RELAY PANEL		
Doc. No	ENG-EHV-	Eff. Date	
Rev. No	00	Page 22 of 31	
Prepared by:	Reviewed By:	Approved By:	Issued By:

		<p>factory. The operation of each item shall be verified as an integral part of system. Applicable hardware diagnostics shall be used to verify that each hardware component is completely operational and assembled into a configuration capable of supporting software integration and factory testing of the system. The equipment expansion capability shall also be verified during the hardware integration tests.</p> <p>Integrated System Tests shall verify the stability of the hardware and the software. During the tests all functions shall run concurrently, and all equipment shall operate a continuous 100 Hours period. The integrated system test shall ensure the IEDs is free of improper interactions between software and hardware while the system is operating as a whole.</p>		
8.0	Type Test Certificates	Test reports for following type tests shall be submitted for the Protection IED along with the Bid		
8.1	Insulation Test	S. No.	Description	Standard
		1	Dielectric Withstand Test	IEC 60255-5 ANSI/IEEE C37.90-1989 2kV rms for 1 minute between all case terminals connected together and the case earth. 2kV rms for 1 minute between all terminals of independent circuits with terminals on each independent circuit connected together.
		2	High Voltage Impulse Test, class III	IEC 60255-5 5kV peak; 1.2/50 μ sec; 0.5J; 3 positive and 3 negative shots at intervals of 5s
8.2	Electrical Environment Tests	S. No.	Description	Standard
		1	DC Supply Interruption	IEC 60255-11 The unit will withstand a 20ms interruption in

Initiator		HoG (Plant Engineering)	
-----------	--	----------------------------	--

TPCODL	TATA POWER CENTRAL ODISHA DISTRIBUTION LTD		
	TECHNICAL SPECIFICATION		
Doc. Title	TECHNICAL SPECIFICATIONS FOR 33kV/11kV POWER SYSTEM CONTROL & RELAY PANEL		
Doc. No	ENG-EHV-	Eff. Date	
Rev. No	00	Page 23 of 31	
Prepared by:	Reviewed By:	Approved By:	Issued By:

			the auxiliary supply, in its quiescent state, Without de-energizing.
	2	AC Ripple on DC supply	IEC 60255-11 The unit will withstand a 12% ac ripple on the dc supply.
	3	AC voltage dips and short Interruptions	IEC 61000-4-11 20ms interruptions/dips.
	4	High Frequency Disturbance	IEC 60255-22-1, class III At 1MHz, for 2s with 200 ohms ² source impedance: 2.5kV peak; 1 MHz; T = 15 μsec; 400 shots/sec; duration 2 sec between independent circuits and independent circuits and case earth. 1.0kV peak across terminals of the same circuit.
	5	Fast Transient Disturbance	IEC 60255-22-4, class IV 4kV, 2.5kHz applied directly to auxiliary supply 4kV, 2.5kHz applied to all inputs.
	6	Surge Withstand Capability	IEEE/ANSI C37.90.1 (1989) 4kV fast transient and 2.5kV oscillatory applied directly across each output contact, optically isolated input and power supply circuit.
	7	Radiated Immunity	C37.90.2: 1995 25MHz to 1000MHz, zero and 100% square wave modulated. Field strength of 35V/m.
	8	Electrostatic Discharge	IEC 60255-22-2 Class 4 15kV discharge in air to user interface, display and exposed metal work. IEC 60255-22-2 Class 3 8kV discharge in air to all communication ports. 6kV point contact discharge to any part

Initiator		HoG (Plant Engineering)	
-----------	--	----------------------------	--

TPCODL	TATA POWER CENTRAL ODISHA DISTRIBUTION LTD		
	TECHNICAL SPECIFICATION		
Doc. Title	TECHNICAL SPECIFICATIONS FOR 33kV/11kV POWER SYSTEM CONTROL & RELAY PANEL		
Doc. No	ENG-EHV-	Eff. Date	
Rev. No	00	Page 24 of 31	
Prepared by:	Reviewed By:	Approved By:	Issued By:

				of the front of the product.
		9	Surge Immunity	IEC 61000-4-5: 1995 Level 4 4kV peak, 1.2/50ms between all groups and case earth. 2kV peak, 1.2/50ms between terminals of each group.
		10	Capacitor Discharge	No change of state or any operation shall occur when a capacitor of capacitance shown below, charged to 1.5×Vn volts, is connected between any combination of terminals and any combination of terminals and ground. Master trip circuits - 10 µF Other protection & control circuits - 2 µF Carrier/channel interface - 0,2 µF
8.3	EMC Test	S. No.	Description	Standard
		1	Radio-Frequency Electromagnetic Field, Non-Modulated	IEC 60255-22-2, class III 10 V/m; 27 MHz to 500 MHz
		2	Radio-Frequency Electromagnetic Field, Amplitude Modulated	ENV 50140, class III 10 V/m; 80 MHz to 1000 MHz; 80% AM; 1 kHz
		3	Radio-Frequency Electromagnetic Field, Pulse Modulated	ENV 50140/ENV 50204 10 V/m; 900 MHz; repetition frequency 200 Hz; duty cycle 50 %

Initiator		HoG (Plant Engineering)	
-----------	--	----------------------------	--

TPCODL	TATA POWER CENTRAL ODISHA DISTRIBUTION LTD		
	TECHNICAL SPECIFICATION		
Doc. Title	TECHNICAL SPECIFICATIONS FOR 33kV/11kV POWER SYSTEM CONTROL & RELAY PANEL		
Doc. No	ENG-EHV-	Eff. Date	
Rev. No	00	Page 25 of 31	
Prepared by:	Reviewed By:	Approved By:	Issued By:

		4	Disturbances Induced by Radio Frequency fields, Amplitude Modulated	ENV 50141, class III 30 A/m continuous; 300 A/m for 3 sec; 50 Hz
		5	Power Frequency Magnetic Field	EN 61000-4-8, class IV 30 A/m continuous; 300 A/m for 3 sec; 50 Hz
		6	Interference Voltage, Aux. Voltage	EN 50081-* 150 kHz to 30 MHz
		7	Interference Field Strength	EN 50081-* 30 MHz to 1000 MHz
8.4	Atmospheric Environment Test	S. No.	Description	Standard
		1	Temperature	IEC 60255-6 Operating -25°C to +55°C Storage and transit -25°C to +70°C IEC 60068-2-1 for Cold IEC 60068-2-2 for Dry heat
		2	Humidity	IEC 60068-2-3 56 days at 93% RH and +40°C
8.5	Mechanical Stress Test	S. No.	Description	Standard
		1	Vibration (during Operation & Transportation)	IEC 255-21-1; IEC 68-2-6 Response Class 2 Endurance Class 2
		2	Shock (during Operation and Transportation)	IEC 255-21-2, class 1, IEC 68-2-27 Shock response Class 2 Shock withstand Class 1 Bump Class 1

Initiator		HoG (Plant Engineering)	
-----------	--	----------------------------	--

TPCODL	TATA POWER CENTRAL ODISHA DISTRIBUTION LTD		
	TECHNICAL SPECIFICATION		
Doc. Title	TECHNICAL SPECIFICATIONS FOR 33kV/11kV POWER SYSTEM CONTROL & RELAY PANEL		
Doc. No	ENG-EHV-	Eff. Date	
Rev. No	00	Page 26 of 31	
Prepared by:	Reviewed By:	Approved By:	Issued By:

		3	Seismic Vibration (during Operation)	IEC 60255-21-3 Class 2
		4	Continuous Shock (during Transportation)	IEC 255-21-2, class 1, IEC 68-2-27
9.0	Pre-Dispatch Inspection	<p>Equipment shall be subject to inspection by a duly authorized representative of the Purchaser as detailed at Clause No.6.0. Inspection may be made at any stage of manufacture at the option of the purchaser and the equipment if found unsatisfactory as to workmanship or material, the same is liable to rejection.</p> <p>Bidder shall grant free access to the places of manufacture to Purchaser's representatives at all times when the work is in progress. Inspection by the Purchaser or its authorized representatives shall not relieve the supplier of his obligation of furnishing equipment in accordance with the specifications. Material shall be dispatched after specific MDCC (Material Dispatch Clearance Certificate) is issued by the Purchaser.</p> <p>Following documents shall be sent along with material :</p> <ul style="list-style-type: none"> a) Test reports b) MDCC issued by TPCODL c) Invoice in duplicate d) Packing list e) Drawings & catalogue f) Guarantee / Warranty card g) Delivery Challan h) Other Documents (as applicable) 		
10.0	Inspection after receipt at Stores	<p>Equipment/material received at TPCODL store shall be inspected by Stores Department and shall be liable for rejection, if found different from Pre-Dispatch Inspection Report.</p> <p>One copy of the Inspection Report shall be sent to the Plant Engineering and Protection & Testing Departments.</p>		
11.0	Guarantee/ Warranty	<p>Bidder shall stand guarantee towards design, materials, workmanship & quality of process/manufacturing of items under the contract for due and</p>		

Initiator		HoG (Plant Engineering)	
-----------	--	----------------------------	--

TPCODL	TATA POWER CENTRAL ODISHA DISTRIBUTION LTD		
	TECHNICAL SPECIFICATION		
Doc. Title	TECHNICAL SPECIFICATIONS FOR 33kV/11kV POWER SYSTEM CONTROL & RELAY PANEL		
Doc. No	ENG-EHV-	Eff. Date	
Rev. No	00	Page 27 of 31	
Prepared by:	Reviewed By:	Approved By:	Issued By:

	Details	<p>intended performance of the same, as an integrated product delivered under this contract. In the event any defect is found by the Company up to a period of 60 months from the date of commissioning supplier shall be liable to undertake to replace/rectify such defects at his own costs within the mutually agreed timeframe, and to the entire satisfaction of the Company, failing which the Company will be at liberty to get it replaced/rectified at supplier's risks and costs and recover all such expenses plus the Company's own charges (@ 20% of expenses incurred), from the supplier or from the "Security cum Performance Deposit" as the case may be.</p> <p>Bidder shall further be responsible for 'free replacement' for another period of three years from the end of the guarantee period for any 'Latent Defects' if noticed and reported by the Company</p>
12.0	Packing	Bidder shall ensure that all equipment covered by this specification shall be prepared for rail/road transport (local equipment) and be packed in such a manner as to protect it from damage in transit.
13.0	Quality Control	The bidder shall submit with the offer, quality assurance plan indicating the various stages of inspection, the tests and checks which will be carried out on the material of construction, components during manufacture and after finishing, bought out items and fully assembled component and equipment including drives. As part of the plan, a schedule for stage and final inspection within the parameters of the delivery schedule shall be furnished. The purchaser's engineer or its nominated representative shall have free access to the manufacturer/sub-supplier's works to carry out inspections.
14.0	Minimum Testing Facilities	The Bidder shall have in house testing facilities for carrying out all routine tests and acceptance tests as per relevant international/Indian standards.
15.0	Manufacturing Activities	The successful bidder will have to submit the bar chart for various manufacturing activities clearly elaborating each stage, with quantity. This bar chart shall be in line with the Quality assurance plan submitted with the offer. The bar chart will have to be submitted within 15 days from the release of the order.

Initiator		HoG (Plant Engineering)	
-----------	--	----------------------------	--

TPCODL	TATA POWER CENTRAL ODISHA DISTRIBUTION LTD		
	TECHNICAL SPECIFICATION		
Doc. Title	TECHNICAL SPECIFICATIONS FOR 33kV/11kV POWER SYSTEM CONTROL & RELAY PANEL		
Doc. No	ENG-EHV-	Eff. Date	
Rev. No	00	Page 28 of 31	
Prepared by:	Reviewed By:	Approved By:	Issued By:

16.0	Ethernet Switches	S. No.	Guaranteed Technical Particular	Bidder Response												
		1	19" Rack Mountable with Power Socket and Ports at rear side													
		2	Compliance to IEC 61850-3, IEEE 1613 Standards													
		3	Port Speed: 10Mbps/100Mbps for Station Bus and 1Gbps for Process Buss													
		4	Should have minimum of 12 Ports, number of switches minimum 2													
		5	LED indicators for link establishment and data transfer for each port													
		6	Should support remote user setting configuration.													
		7	Should own separate maintenance/console port													
		8	Should support SNMP Server v1.0/v2.0/v3.0													
		9	Auxiliary Power Supply: 48 VDC or 24VDC (depending upon the Station DC Voltage) with $\pm 15\%$ tolerance, Dual Power Supply													
		10	All the cards/modules of the Switch must have conformal coating for protection against harsh and polluted environment													
16.0	Spares, Accessories and Tools	Spares for Project job for New Grids / Bay Extension <table border="1" style="margin: 10px auto;"> <thead> <tr> <th colspan="2" style="text-align: center;">Master Trip Relay (86) common for 66kV/33kV and 11kV</th> </tr> <tr> <th style="text-align: center;">No. of relays in Panels</th> <th style="text-align: center;">No. of Spare relays</th> </tr> </thead> <tbody> <tr> <td style="text-align: center;">1-10</td> <td style="text-align: center;">1</td> </tr> <tr> <td style="text-align: center;">11-20</td> <td style="text-align: center;">2</td> </tr> <tr> <td style="text-align: center;">21-30</td> <td style="text-align: center;">3</td> </tr> <tr> <td style="text-align: center;">31-40</td> <td style="text-align: center;">4</td> </tr> </tbody> </table> <p>20% spare material required for every item like TNC switch and other switches, indicating lamps, terminal blocks and any other auxiliary relays, if used.</p>			Master Trip Relay (86) common for 66kV/33kV and 11kV		No. of relays in Panels	No. of Spare relays	1-10	1	11-20	2	21-30	3	31-40	4
Master Trip Relay (86) common for 66kV/33kV and 11kV																
No. of relays in Panels	No. of Spare relays															
1-10	1															
11-20	2															
21-30	3															
31-40	4															

Initiator		HoG (Plant Engineering)	
-----------	--	----------------------------	--

TPCODL	TATA POWER CENTRAL ODISHA DISTRIBUTION LTD		
	TECHNICAL SPECIFICATION		
Doc. Title	TECHNICAL SPECIFICATIONS FOR 33kV/11kV POWER SYSTEM CONTROL & RELAY PANEL		
Doc. No	ENG-EHV-	Eff. Date	
Rev. No	00	Page 29 of 31	
Prepared by:	Reviewed By:	Approved By:	Issued By:

17.0	Drawings and Documents	<p>Following drawings and documents shall be prepared on Purchaser's specifications and statutory requirements and shall be submitted with the bid:</p> <ol style="list-style-type: none"> 1. Completely filled in Technical Particulars 2. General description of the equipment and all components including brochures 3. Bill of material 4. Type test certificates 5. Hardware Specification 6. Sizing Calculations of various component 7. Standard Drawings <p>After the award of the contract four (4) copies of drawings, drawn to scale, describing the equipment in detail shall be forwarded for approval and shall subsequently provide four (4) complete sets of final drawings, one of which shall be auto positive suitable for reproduction, before the dispatch of the equipment. Soft copy (Compact Disk CD) of all the drawing, GTP, Test certificates shall be submitted after the final approval of the same to purchaser.</p> <p>All the documents & drawings shall be in English language.</p> <p>Instruction Manuals : Bidder shall furnish two softcopies (CD) and four (4) hard copies of nicely bound manuals (in English language) covering erection and maintenance instructions and all relevant information and drawings pertaining to the main equipment as well as auxiliary devices.</p>
18.0	Guaranteed Technical Particulars	Bidder shall submit separate sheet showing compliances on all other clauses of the specification

Initiator		HoG (Plant Engineering)	
-----------	--	----------------------------	--

TPCODL	TATA POWER CENTRAL ODISHA DISTRIBUTION LTD		
	TECHNICAL SPECIFICATION		
Doc. Title	TECHNICAL SPECIFICATIONS FOR 33kV/11kV POWER SYSTEM CONTROL & RELAY PANEL		
Doc. No	ENG-EHV-	Eff. Date	
Rev. No	00	Page 30 of 31	
Prepared by:	Reviewed By:	Approved By:	Issued By:

Initiator		HoG (Plant Engineering)	
-----------	--	----------------------------	--

TPCODL	TATA POWER CENTRAL ODISHA DISTRIBUTION LTD		
	TECHNICAL SPECIFICATION		
Doc. Title	TECHNICAL SPECIFICATIONS FOR 33kV/11kV POWER SYSTEM CONTROL & RELAY PANEL		
Doc. No	ENG-EHV-	Eff. Date	
Rev. No	00	Page 31 of 31	
Prepared by:	Reviewed By:	Approved By:	Issued By:

19.0 SCHEDULE OF DEVIATIONS

(TO BE ENCLOSED WITH THE BID)

All deviations from this specification shall be set out by the Bidders, clause by Clause in this schedule. Unless specifically mentioned in this Schedule, the tender shall be deemed to confirm the purchaser's specifications:

S. No.	Clause No.	Details of deviation with justifications

We confirm that there are no deviations apart from those detailed above.

Seal of the Company:

Designation

Signature

Initiator		HoG (Plant Engineering)	
-----------	--	----------------------------	--

CONTENTS

CLAUSE NO.	DESCRIPTION
1.0	ORGANIZATIONAL VALUES
2.0	ETHICS
3.0	CONTRACT PARAMETERS
3.1	Issue/ Award of Contract
3.2	Contract Commencement Date
3.3	Contract Completion Date
3.4	Contract Period/Time
3.5	Contract Execution Completion Date
3.6	Contract Execution Period/Time
3.7	Contract Price /Value
3.8	Contract Document
3.9	Contract Language
3.10	Reverse Auction
4.0	SCOPE OF WORK
4.1	Technical Evaluation
4.2	Indemnity
4.3	Display of notice boards at work site
4.4	Disposal of waste at site
4.5	Deployment of workforce
4.6	Damage of Properties
4.7	Issuance of material
4.8	Company's right to use works
4.9	Rights of TPCODL to vary the scope work
5.0	PRICES/RATES/TAXES
5.1	For Supply part of Contract
5.2	For Service part of Contract
5.3	Changes in statutory Tax Structure

CONTENTS	
CLAUSE NO.	DESCRIPTION
6.0	TERMS OF PAYMENT
6.1	Pre-Requisites for Payment
6.2	Bills & Invoices
6.3	Payment & Statutory Deductions
6.4	Guidelines for Raising Running/Final Bills
6.5	Quantity Variation
6.6	Full and Final Payment
7.0	MODE OF PAYMENT
8.0	SECURITY CUM PERFORMANCE DEPOSIT
9.0	STATUTORY COMPLIANCE
9.1	Compliance to Various Acts
9.2	SA 8000
9.3	Affirmative Action
9.4	Compliance to Labour Laws
9.5	Compliance to C&D Waste Management Rules & Environment (Protection) Amendment Rules
10.0	QUALITY
10.1	Knowledge of Requirements
10.2	Material/Equipment/Works Quality
10.3	Adherence to Rules & Regulations
10.4	Specifications and Standards
11.0	SAFETY
12.0	INSPECTION/PARTICIPATION
12.1	Right to Carry Out Inspection
12.2	Facilitating Inspection
12.3	Third Party Nomination
12.4	Waiver of Inspections
12.5	Incorrect Inspection Call
13.0	MDCC & DELIVERY OF MATERIALS
13.1	Material Dispatch Clearance Certificate

CONTENTS	
CLAUSE NO.	DESCRIPTION
13.2	Right to Rejection on Receipt
13.3	Consignee
13.4	Submission of Mandatory Documents on delivery
13.5	Dispatch and Delivery Instructions
14.0	GUARANTEE
14.1	Guarantee of Performance
14.2	Guarantee period
14.3	Failure in Guarantee period (GP)
14.4	Cost of repairs on failure in GP
14.5	Guarantee Period for Goods Outsourced
14.6	Latent Defect
14.7	Support beyond the Guarantee Period
15.0	LIQUIDATED DAMAGES
15.1	LD Waiver Request
15.2	Material Recovery
16.0	ASSIGNMENT OR SUBCONTRACTING
17.0	UNLAWFUL ACTIVITIES
18.0	CONFIDENTIALITY
18.1	Documents
18.2	Geographical Data
18.3	Associate's Processes
18.4	Exclusions
18.5	Violation
19	INTELLECTUAL PROPERTY RIGHTS
20	INDEMNITY
21	LIABILITY & LIMITATIONS
21.1	Liability
21.2	Limitation of Liability
22.0	FORCE MAJEURE

Doc. Title	GENERAL CONDITIONS OF CONTRACT - COMPOSITE WORKS	
Rev. No	0	Page 4 of 104

CONTENTS	
CLAUSE NO.	DESCRIPTION
23.0	SUSPENSION OF CONTRACT
23.1	Suspension for Convenience
23.2	Suspension for Breach of Contract Conditions
23.3	Compensation in lieu of Suspension
24.0	TERMINATION OF CONTRACTS
24.1	Termination for default/breach of contract
24.2	Termination for convenience of associate
24.3	Termination for Convenience of TPCODL
25.0	Dispute resolution and Arbitration
25.1	Governing laws and jurisdiction
26.0	ATTRIBUTES OF GCC
26.1	Cancellation
26.2	Severability
26.3	Order of Priority
27.0	INSURANCE
28.0	ERRORS AND OMISSIONS
29.0	TRANSFER OF TITLES
30.0	SUGGESTIONS & FEEDBACK
31.0	CONTACT POINTS
32.0	LIST OF ANNEXURES

Doc. Title	GENERAL CONDITIONS OF CONTRACT - COMPOSITE WORKS	
Rev. No	0	Page 5 of 104

1.0 ORGANIZATIONAL VALUES

The Tata Group has always been a value driven organization. These values continue to direct the Group's growth and businesses. The Six core Tata Values underpinning the way we do business are:

Integrity - We must conduct our business fairly, with honesty and transparency. Everything we do must stand the test of public scrutiny.

Understanding - We must be caring, respectful, compassionate and humanitarian towards our colleagues and customers around the world and always work for the benefit of India.

Excellence - We must constantly strive to achieve the highest possible standards in our day to day work and in the quality of goods and services we provide.

Unity - We must work cohesively with our colleagues across the group and with our customers and partners around the world to build strong relationships based on tolerance, understanding and mutual co-operation.

Responsibility - We must continue to be responsible and sensitive to the countries, communities and environments in which we work, always ensuring that what comes from the people goes back to the people many times over.

Agility - We must work in a speedy and responsive manner and be proactive and innovative in our approach.

2.0 ETHICS

In our effort towards Excellence and in Management of Business Ethics at TPCODL, an Ethics Management Team is constituted.

The main objective of the Ethics Management Team is to:

1. Record, address and allay the issues and concerns on ethics raised by different stakeholders like employees, consumers, vendors, Associates etc. by initiating immediate corrective actions.
2. Ensure proper communication of the ethics policies and guidelines through prominent displays at all offices of TPCODL and through printed declarations in all concerned documents where external stakeholders are involved.
3. Ensure proper framework of policies as preventive measures against any ethics violation recorded by them.
4. Prepare and submit MIS of all issues and concerns, corrective and preventive actions on monthly basis to the top management for their information.

All members of Team TPCODL, Associates and Stakeholders are requested to submit any grievance on ethics violation to Mr. Rajeev Kharyal, Chief Ethics Counselor.

3.0 CONTRACT PARAMETERS

3.1 Issue/Award of Contract

TPCODL awards the contract to the Associate in writing in the form of Purchase order or Rate Contract (RC) hereafter referred as Contract, through in any or all of following modes- physical handover / post / e-mail / web document / fax with all the attachments/enclosures which shall be part of the contract document

Doc. Title	GENERAL CONDITIONS OF CONTRACT - COMPOSITE WORKS	
Rev. No	0	Page 6 of 104

On receipt of the contract, the associate shall return to TPCODL copy of the contract document duly signed by legally authorized representative of associate, within two days of Effective Date of Contract for contracts having contract execution time less than 30 days and within five days for all other contracts.

3.2 Contract Commencement Date

The date of issue/award of contract shall be the Effective Date of Contract or Contract Commencement date.

3.3 Contract Completion Date

The date of expiry of Guarantee Period (detailed in section 12 of this document) shall be deemed as the Contract Completion Date.

3.4 Contract Period/Time

The period from Contract Commencement Date to Contract Completion Date shall be deemed as the Contract Period/Time.

3.5 Contract Execution Completion Date

The stipulated date for completing the execution of all items in the schedule of quantities (Supply, Service and or both as applicable) shall be deemed as the Contract Execution Completion Date.

3.6 Contract Execution Period/Time

The Period from Contract Commencement Date to Contract Execution Completion Date shall be the Contract Execution Period/Time. Timely Completion of Works/Timely Delivery of Materials is the essence of the contract. The period from effective date of contract to the date stipulated for completion of delivery of all items/completion of all the works/services, as per schedule of quantities of the contract is defined as contract execution completion time. The Delivery of Materials /The Completion of Works, as applicable, should be achieved in all respects as per schedules of quantities and all the terms and conditions of the contract, in the contract execution time.

Any revision/amendment in the originally stipulated contract execution time has to be approved by authorized representative of TPCODL.

3.7 Contract Price /Value

The total all inclusive price/value mentioned in the LOI/PO/RC of the contract document is the Contract Price/Value and is based on the quantity, unit rates and prices quoted and awarded and shall be subject to adjustment based on actual quantities supplied/actual measurement of work done and accepted and certified by the authorized representative of the company unless otherwise specified in schedule of quantities or in contract documents.

3.8 Contract Document

The Contract Document shall mean and include but not limited to the following:

- NIT/Tender Enquiry, QR, Instruction to Bidders, Special Condition of Contract (SCC) of tender, GCC, Technical & Commercial Specifications including relevant annexure and attachments).
- Bids & Proposals Received from Associate including relevant annexure/attachments.

Doc. Title	GENERAL CONDITIONS OF CONTRACT - COMPOSITE WORKS	
Rev. No	0	Page 7 of 104

- Letter of Intent (LOI/RC/PO) with agreed deviations from the tender/bid documents.
- All the Inspection and Test reports, Detailed Engineering Drawings.
- Material Dispatch Clearance Certificate (MDCC).
- Minutes of Meeting (MoM)

3.9 Contract Language

All documents, instructions, catalogues, brochures, pamphlets, design data, norms and calculations, drawings, operation, maintenance and safety manuals, reports, labels, on deliveries and any other data shall be in English Language.

The Contract documents and all correspondence between the TPCODL, Third Parties associated with the contract, and the Associate shall be in English language.

However, all signboards required indicating "Danger" and/or security at site and otherwise statutory required shall be in English, Hindi, and local languages.

3.10 Reverse Auction

TPCODL reserves the right to conduct the reverse auction (instead of public opening of price bids) for the products / services being asked for in the tender. The terms and conditions for such reverse auction events shall be as per the Acceptance Form attached in Annexure J. The bidders along with the tender document shall mandatorily submit a duly signed copy of the Acceptance Form as mentioned in the Annexure J as a token of acceptance for the same.

4.0 SCOPE OF WORK

All the activities that are to be undertaken by the Associate to realize the contractual deliverables in completeness form Scope of Work. Following clauses list, but not limited to, major requirements of the scope of work.

The associate shall satisfy himself and undertake fully the technical/commercial requirements of items to be supplied as listed in the Schedule of Quantities together with the tests to be performed /test reports to be furnished before dispatch, arrangement of stage and final inspections during manufacturing as per terms and conditions of contract, technical parameters & delivery terms and conditions including transit insurance to be met in order to fully meet TPCODL's requirements.

Completeness: Any supplies and services which might have not been specifically mentioned in the Contract but are necessary for the scope mentioned in Special Terms & Conditions and/or completeness of the works at the highest possible level, including any royalties, license fees & compensation to be paid, whether incurred by the associates or by a third party for the work covered in the scope, regardless of when incurred, shall be supplied/provided by the associate without any extra cost and within the time schedule for efficient, smooth and satisfactory operation and maintenance of the works at the highest possible level under Indian conditions (but according to international standards for facility of this type), unless expressly excluded from the scope of supplies and services in this Contract.

TPCODL have the right, during the performance of the Contract, to change the scope and/or technical character of the Project and/or of the supplies and services stipulated in the

Doc. Title	GENERAL CONDITIONS OF CONTRACT - COMPOSITE WORKS	
Rev. No	0	Page 8 of 104

Contract by submitting a request in writing to the Associate. The Associate shall, within fifteen days of receipt of such request from the TPCODL, provide Purchaser with a reasonably detailed estimate of the cost of the change outlined in the request.

In the event, TPCODL requests a change, the Contract price and time shall be adjusted upwards or downwards, as the case may be and shall be mutually agreed to. The associate shall not be entitled to any extension of time unless such changes adversely affect the time schedule.

The Associate shall not proceed with the changes as requested till adjustment of contract price and time schedule where so applicable in terms of or otherwise directed by the TPCODL.

4.1 Technical Evaluation

TPCODL reserves the right to assign scores to different parameters including but not limited to the following while evaluating the bids. TPCODL reserves the right to change the parameters and score without prior information to the associates:

S. No.	Evaluation Parameter	Max. Score
A	Bidders already Registered with TPCODL	100
	Quality of the Products & Services	
	a. <u>For Supply Part:</u> No Material Rejections in last 2 years Deduction of 3 marks for each PO/ RO (for same product category) with major rejections in last 2 years. (Major rejection shall be considered when material is taken back by the vendor for rectification and the quantity of rejected material is more than 10%).	12
A.1.	b. <u>For Service Part:</u> No violation of statutory compliances in last 1 year. Deduction of 2 marks for each instance of violation in last 1 year.	12
	c. <u>Safety</u> Deduction of 2 marks for each instance of safety violation in last 1 year. Deduction of 4 marks for each reported Non-Fatal Accident in last 1 year. In case of any reported fatal accident: ZERO MARKS	16
A.2.	Timely Execution of Contracts Total Achieved Score = {30 – 3 x (Avg. %age LD deductions in last 2 years)}	30
A.3.	Legal Issues with TPCODL Zero instances of Arbitration procedures / Court Cases / PBG forfeitures in last 2 years: 30 marks else 'Zero' marks	30
B	Bidders new to TPCODL	100
	Visits <u>For Supply Part:</u> Factory Visit and Evaluation. <u>For Service Part:</u> Client Site Visit where the bidder is providing similar services.	30
B.1.	The visits as above shall be arranged by the bidder. However all costs towards conveyance, lodging, boarding etc. shall be borne by TPCODL. The score assigned by TPCODL based on the above visits shall be final and binding on the bidder.	
	Safety:	20

S. No.	Evaluation Parameter	Max. Score
	Score achieved against the BA safety Management System questionnaire.	
B.2.	<p>Client Referrals At least 3 nos. Customer References for similar products/ services in last 3 years. All customer references shall be either of the following:</p> <ul style="list-style-type: none"> ▪ Govt. Organizations/ PSUs/ Power Distribution Utilities. ▪ Private Organizations with an annual turnover of \geq 500 cr. PO copies or Completion Certificates are admissible. <p>Each reference: 10 marks</p>	30
B.3.	<p>Blacklisting Information Not blacklisted by any reputed organization / utility in last 2 years: 20 marks else 'Zero' marks.</p>	20

- Bidder shall be considered as technically qualified if they are able to achieve a technical score of >70 marks on the above parameters. 'A' or 'B'.
- The bidder must have the PF and ESI registration. In case it is not there (provided the bidder is not exempted from the PF and ESI), bidder shall not be evaluated on the above parameters and will be considered as disqualified.

4.2 Indemnity

Associates shall undertake to fully indemnify TPCODL (also referred to as the Company in the GCC) against all kinds of liabilities or damages, of whatsoever nature, including compensation arising from any accident to the person or property of those in Associate's employment or to any other person or properties including those of TPCODL, arising due to reasons attributable to any, act, omission or negligence of the Associate the Associates, for the entire period of contract including period of guarantee.

Within 7 days of award of work, the Associates shall submit Indemnity Bond in the format as per Annexure-E to Order Issuing Authority.

Contract having value more than Rs 2 Cr per Annum, Associates shall submit Indemnity Bond on Rs 100/- Non Judicial Stamp Paper in the format as per Annexure- E to Order Issuing Authority.

4.3 Display of Notice Boards at Work Sites

The Associate shall put up display notice board at each project site where the works are in progress indicating the information given below:

- Name of the Project.
- Estimated Cost of Project.
- Date of Commencement.
- Expected date of completion.
- Name of Associate and his telephone number.
- Name of Engineer-in-Charge and his telephone number.

4.4 Disposal of Waste at Site

Significant quantities of waste are generated during the execution of project and an integrated approach for effective handling, storage, transportation and disposal of the same shall be adopted. This would ensure the minimization of environmental and social impact in order to combat the climate change.

Doc. Title	GENERAL CONDITIONS OF CONTRACT - COMPOSITE WORKS	
Rev. No	0	Page 10 of 104

The associates shall follow the below criteria for disposal of waste at site during the execution of project.

- Associate shall ensure that the detailed project plan include the waste management, segregation of all designated waste material (Recyclable/ Non-Recyclable), collecting, storing, disposing and transferring the same to pre-arranged facility/destination in timely and safe manner as per environmental legislations during the execution of project. The project plan shall also include the innovative construction practice to eliminate or minimize waste, protect surface/ground water, control dust and other emissions to air and control noise during the execution of project. The copy of same shall be given to EIC before the commencement of project.
- The purchase policy of BA shall encourage the procurement of material with recycled and minimum packaging of goods during delivery. Associate shall provide the appropriate means for site to site transportation of materials to avoid damage and litter generation.
- Associate shall educate and inform to its project team about the requirement and responsibilities for waste minimization and disposal in general and provide training of practices that support this. Waste management should be treated like a safety program.
- In the event that area of contaminated or biological hazard is identified, Associate shall ensure that plant, equipment, personnel and any activity associated with the work is carried out in consultation with EIC of TPCODL.
- Associate shall ensure that the residents living near the site are kept informed about proposed working schedule and shall informed timings and duration of any abnormal noise full activity that is likely to happen.
- Associate shall ensure the regular maintenance and monitoring of vehicles and equipment for efficient fuel use so that emissions and noise are within acceptable limits to avoid air pollution.

4.5 Deployment of Work Force

Associate shall deploy adequate labour, as considered necessary by TPCODL for execution of the contract including Sundays and Holidays whenever required to do so with no extra cost to TPCODL. However, prior permission shall be taken from the site Engineer to carry out the work beyond normal working hours or on Sundays and Holidays. Female employees shall not be deployed beyond normal working hours/days and no child labour shall ever be deployed. Associate shall depute full time qualified and experienced engineers to supervise the work at site. All such staff shall be maintained from commencement to completion of all works to the entire satisfaction of the Engineer-in-Charge. Associate's employees deployed for the works under this contract will not be considered in Company's employment at any time. Associate shall continue to be responsible for all such employees, their safety, all types of statutory compliances related thereto and in any other manner whatsoever. The company will stand indemnified by the Associate in respect of all the above. At the same time Company upon noticing any breach or default on any statutory compliances, may at their sole discretion, decide to act in a manner as deemed fit at the risks and costs of the Associate.

Doc. Title	GENERAL CONDITIONS OF CONTRACT - COMPOSITE WORKS	
Rev. No	0	Page 11 of 104

TPCODL shall have the right to instruct the Associate to change the Sub- Associates or skilled /unskilled workers in case the conduct, the workmanship or speed of the work is not satisfactory.

Associates shall submit duly signed undertaking regarding engagement of competent staff / employee commensurate to the nature of job to Engineer-in-charge in the format attached as Annexure – H.

4.6 Damages to Properties

The Associates shall take necessary steps to ensure that the equipment and installations of the Company, Third parties, including other utility services like water supply pipelines; open drains telephone cables etc. are not damaged during execution of the works. The Associates shall be responsible for all such damages and shall have to repair/ replace and/or compensate for the entire claims in respect of such damages at its own cost.

4.7 Issuance of Material

The material issued to the Associate shall be in the custody of the Associates who shall be fully responsible for the same. After completion of the works, the Associates will reconcile the material. Any cost of material which is short or damaged/lost will be deducted from Associate bill/ deposits.

4.8 Company's Right To Use Works

If Taking Over Certificate is delayed for any reason, for which TPCODL's decision shall be final and binding upon the Associate, the Company shall be entitled to use the works or portion thereof without affecting Associate's responsibility and liability to complete the balance works as per company's directives from time to time, though Associate shall be afforded reasonable opportunity by the company to enable Associates to complete all balance works required for issuance of 'Taking Over Certificate' by the company.

4.9 Rights of TPCODL to vary the scope work

TPCODL shall have the right, during the performance of the Contract, to change the scope and/or technical character of the Project and/or of the supplies and services stipulated in the Contract by communicating the intent to do so in writing to the Associate. On receipt of such communication the Associate shall, within the time frame specified in the contract shall provide TPCODL with a reasonably detailed estimate of the cost of the change in scope outlined in the TPCODL communication. The change in the Contract price and time shall be revised upwards or downwards, as the case may be, and shall be mutually agreed to. The Associate shall not be entitled to any extension of time unless such changes adversely affect the time schedule.

The Associate shall not proceed with the changes in the scope of work till such time revision of Contract price and time schedule are approved and communicated to the associate by TPCODL.

Any change in the Scope of Work and/or Terms & Conditions of the order shall be intimated by TPCODL through an amendment to the contract. The amendment shall be treated valid only if signed by the authorized signatory of the original contract.

5.0 PRICES/ RATES/ TAXES

5.1 For Supply part of Contract

Doc. Title	GENERAL CONDITIONS OF CONTRACT - COMPOSITE WORKS	
Rev. No	0	Page 12 of 104

Unless specified elsewhere in the contract document, the prices/rates are inclusive of cost of finished product for which MDCC will be issued by TPCODL, packaging and forwarding charges, freight and transit insurance charges covering loading at Associate's works, transportation to TPCODL store/site & unloading & delivery at TPCODL stores/TPCODL site, cost of documentation including all the relevant test certificates and other supportive documents to be furnished.

The Prices/Rates are inclusive of all taxes, levies, cesses and duties, particularly Goods and Services Tax as applicable. All government levy / taxes shall be paid only when the invoice is submitted according to the relevant act.

The prices/rates shall remain firm till actual completion of entire supply of goods/material/equipment as per contract is achieved and shall remain valid till the completion of the contract.

The prices shall remain unchanged irrespective of TPCODL making changes in quantum in all or any of the schedules of items of contract.

5.2 For Service part of Contract

The Prices and Rates are inclusive of cost of materials supplied as per contract terms and for which MDCC is issued by TPCODL and to the extent required for completion of works, cost of service executed as per schedule of quantities, cost of testing as per contract terms, cost of documentations including all relevant test certificates and other supportive documents to be furnished as per contract terms. The rates shall remain firm till actual completion of contract.

The Prices/Rates are inclusive of all taxes, levies, cesses and duties, particularly Goods and Services Tax as applicable. All government levy / taxes shall be paid only when the invoice is submitted according to the relevant act.

The prices shall remain unchanged irrespective of TPCODL making changes in quantum in all or any of the schedules of items of contract.

5.3 Changes in Statutory Tax Structure

If rate of any or all of the statutory taxes and duties applicable to the contract changes, such changes shall be incorporated by default if the changes occur within the contract execution time and shall be applicable if the contract is executed by the Associate within the Contract Execution Time.

For execution of contracts beyond contract execution time, where the delay is not attributable to TPCODL no upward revision in tax /duties shall be considered irrespective of changes in the statutory tax structure either within the contract execution time or beyond. However, in such cases, benefits due to any downward revisions in statutory tax rates shall be passed on to TPCODL.

6.0 TERMS OF PAYMENT

- A. 5% of the Release Order/ Purchase Order price shall be paid as initial interest free advance on fulfillment of the following by the Associate:
 - a) Acceptance of PO/ LOI.
 - b) Submission of advance payment BG of 15% of the Release Order/ Purchase Order price which shall remain valid till the advance is fully adjusted.

Doc. Title	GENERAL CONDITIONS OF CONTRACT - COMPOSITE WORKS	
Rev. No	0	Page 13 of 104

- c) Submission of Contract Performance Bank Guarantee of 5/10% of the RC/ PO price valid till 30 days after taking over of the works.
- B. 10% of the Release Order/ Purchase Order price shall be paid as interest free advance against approval of drawings under Category-1 of major drawings, Quality Plans, Pert Chart, Field Quality Plan, posting of Project Manager and commencement of the first mile stone of the work mutually agreed including C-3 Form, and submission of a true copy of 'Erection All Risk Insurance Policy' taken for the awarded jobs. The drawing list shall be mutually agreed at the time of award of work.
- C. 50% on account payment of the total of item wise cost of material Release Order/ Purchase Order shall be paid against receipt of material at site in good condition and certification by TPCODL along with bills complete in all respects viz. MDCCs etc.
- D. 20% on account payment of the actual executed value shall be paid against mechanical completion of erection on prorata basis against monthly bills and 70% on account of the actual executed value shall be paid against the service line item including composite line item. In case this milestone is not completed beyond 120 days for reasons attributable to TPCODL, the payment corresponding to supply part shall be released subject to submission of BG of equivalent amount by the BA valid for a period of further 12 months. If required, it shall be extended by the BA on request of TPCODL.
- E. 15% payment of the actual executed Release Order/ Purchase Order shall be paid after completion of acceptance test and Taking Over of the complete systems specified in the enquiry, including clearance of Electrical Inspection, compliance of final punch point and after reconciliation & adjustment of payments, if any, towards Quantities of materials issued from purchaser's stock and consumed by the contractor for expeditious completion of the job. In case this milestone is not completed beyond 120 days beyond schedule for reasons attributable to TPCODL, the payment corresponding to supply part shall be released subject to submission of BG of equivalent amount by the BA valid for a period of further 12 months. If required, it shall be extended by the BA on request of TPCODL.

The Contractor shall submit all Operation & Maintenance manuals and "As Built Drawings" etc. and shall also submit Equipment Warranty Bank Guarantee (EWBG) equivalent to 5/10% of actual executed contract price before the release of this last payment and return of CPBG. The validity of EWBG shall be for a period of 15 months from the date of taking over of the works or specified guarantee period in drawing/tender/technical specification documents etc. whichever is later. The associate shall also submit 'No Demand Certificate' at the time of receipt of full and final payment.

6.1 Pre-Requisites for Payment

- Associate should have completed execution of that part of contract, for which payment is sought, to the satisfaction of TPCODL's Engineer-in-Charge responsible for the contract and obtained certification for execution of the work.
- Associate has undertaken joint measurement of the work executed along with TPCODL's Engineer-in-charge

Doc. Title	GENERAL CONDITIONS OF CONTRACT - COMPOSITE WORKS	
Rev. No	0	Page 14 of 104

- Associate's bills/invoices submitted have been certified by Engineer-In-Charge.

6.2 Bills & Invoices

Unless specified otherwise in the special conditions of contract, Associate shall raise not more than one invoice/contract per month for the services rendered in the prescribed Tax Format and the invoice shall be submitted within 15 days of the following month at Bill Inward Receipt Desk (BIRD) located at IDCO Towers, Janpath, Bhubaneswar.

All Bills shall be supported by joint measurement of work done, quality test report and a copy of wage sheet, if applicable (showing proof of having disbursed wages as per applicable law) and a copy of statement substantiating that statutory payments having been affected.

Bills/ invoices shall mention Associate's 'Sales, Service, WCT Tax Registration Number, PAN number as applicable.

Final bill submission after completion of project or execution of job must be within 30 days from the actual date of completion/execution of work awarded.

6.3 Payment & Statutory Deductions

Payment shall be released within 30 days from the submission of the bills. The associate shall submit "No Demand Certificate" in the format as per Annexure-D at the time of receipt of full and final payment. In case any non-compliance to contract conditions comes to TPCODL's notice, TPCODL will be entitled to deduct 30% of estimated wages plus 20% of wages as TPCODL's overheads. Associates would be obliged to provide the copy of monthly wage sheet in any case, failing which no payment shall be made. TPCODL at their sole discretion may deposit the PF etc. with statutory authorities. TPCODL will deduct the amounts of TDS as per statutory requirement under the income tax act and the DVAT Act and certificates (wherever applicable) will be issued to associate accordingly.

In case of non-submission of PAN No TDS @ 20% shall be deducted from all payable amounts for which no TDS certificate shall be issued. TDS once deducted as above shall not be revised in any condition.

6.3.1 Statutory Deductions

TPCODL will deduct the amounts of TDS, TCS as per statutory requirement under the income tax act, the Goods and Services tax act, BOCW Act, or any other applicable tax act and certificates (wherever applicable) will be issued to associate accordingly. For consumption of TPCODL's Water and Electricity by Associate for execution of Contract, Associate shall pay 0.5% & 1.0% respectively of contract value and it shall be deducted from the running bills. The Engineer-in-Charge as stated in the Order shall be responsible for certification of the work executed and the bills. Bills (including original) shall be submitted in triplicate at Bill Inward Receipt Desk (BIRD) located at IDCO Towers, Janpath, Bhubaneswar.

6.4 Guidelines for Raising Running/Final Bills

Contract Value Up to 5 Lakhs	One Final Bill
Contract Value More than 5 lakhs	Monthly Running Bill & One Final Bill

All Bills shall be processed only when all bank Guarantees are in place and before payments of Final Bill Associate have to furnish NDC.

Doc. Title	GENERAL CONDITIONS OF CONTRACT - COMPOSITE WORKS	
Rev. No	0	Page 15 of 104

6.5 Quantity Variation

Payment will be made on the basis of actual quantity of supplies/actual measurement of works accepted by TPCODL and not on the basis of contract quantity.

6.6 Full and Final Payment

Full & Final Payment in all contracts shall be made subject to the associate submitting "No Demand Certificate" in the format as per Annexure-D.

7.0 MODE OF PAYMENT

Payment shall be made through RTGS mode for which Business Associated shall submit the details of Bank Account and other details as per annexure K. Further, for any payments made, TPCODL is not responsible for any consequences/disputes Associate have among the owners channel partners, sub-Associates and all such dispute/concerns shall be settled solely by the Associate.

The quantities of items indicated are estimated and preliminary. However, payments shall be made on the basis of actual quantity of work carried out and measured jointly by the Company and the Associate. Associates shall be responsible to organize joint measurements of works with TPCODL Engineer-in-Charge before raising any bill of work done. In the event Associate fails to do so, TPCODL at their sole discretion, may take measurements of work done and proceed as deemed fit and in such an event Associate's right to lodge any subsequent claim shall stand forfeited.

8.0 SECURITY CUM PERFORMANCE DEPOSIT

Associates shall submit within 15 days from the effective date of issue of PO/RC, Security cum Performance Guarantee (SPBG) in the format as per Annexure B of this document from banks acceptable to TPCODL for:

(a) 5% of the PO value if purchase order value is more than Rs 5 Crores.

(b) 10% of the PO value if purchase order value is less than Rs 5 Crores.

This shall remain valid till the end of the Guarantee Period of contract, plus one month.

(c) 5% of the RC value in case of Rate Contract. This shall remain valid till the Guarantee period plus one month.

- For PO/RC values less than Rs. 5 lacs, Associate may request for deduction of amount equivalent to SPBG value from their first invoice. Such amount shall be withheld by TPCODL while processing the invoice and shall be released after completion of Guarantee Period plus one month.
- For PO/RC values less than Rs. 3 lacs, the clause (8.0) for Security cum Performance Bank Guarantee (SPBG) shall not be applicable.
- In case of RC (Rate Contract) after the expiry of RC validity, Associate shall have to submit SPBG. However, the Associate has the option to re-submit the SPBG as per actual RO (Release Order) value issued against the RC, valid for Guarantee Period plus one month. The Guarantee Period shall be considered as per the last RO issued against the said RC. The original SPBG as submitted against the RC shall be released on submission of the new SPBG to TPCODL. Alternatively, Associate may extend the

Doc. Title	GENERAL CONDITIONS OF CONTRACT - COMPOSITE WORKS	
Rev. No	0	Page 16 of 104

validity of original SPBG only till the requisite period, i.e. Guarantee Period plus one month.

9.0 STATUTORY COMPLIANCE

9.1 Compliance to Various Acts

Associate should ensure adherence to all applicable laws, rules and regulation applicable under this contract from time to time. In case of violation any risk, costs etc shall be in associates account and keep TPCODL indemnified always till completion of contracts.

9.2 Social Accountability

TPCODL expects its Associates to follow guidelines of best practices on the following aspects

1. Child Labour
2. Forced or Compulsory Labour
3. Health & Safety
4. Freedom of Association & Right to Collective Bargaining
5. Discrimination
6. Disciplinary Practices
7. Working Hours
8. Remuneration
9. Management System

9.3 Affirmative Action

TPCODL appreciate and welcome the engagement/employment of persons from SC/ST community or any other deprived section of society by their business associates.

Relaxation in Contract Clauses under Affirmative Action for SC/ ST Business Associates**

TPCODL believes that inclusive growth is the key to sustainable development, and to promote the same Policy on Affirmative Action for Scheduled Caste & Scheduled Tribe Communities has been adopted across the company.

Under the same pre-text, and to promote entrepreneurship among SC/ST community TPCODL has taken initiative by proposing relaxations in contract clauses as per below:

S. No.	Initiative	for SC/ ST BA's	Guideline Document
1	Tender Fees	100% waiver for SC/ST community	All Open Tenders
2	Earnest Money Deposit	50 % relaxation of estimated EMD value	All limited and Open Tenders
3	Performance Bank Guarantee	25% relaxation in PBG for order value above 50 lacs else 50% relaxation	All limited and Open tenders
4	Turnover	25% relaxation in company turnover under qualifying requirement criteria	All Open Tenders

Doc. Title	GENERAL CONDITIONS OF CONTRACT - COMPOSITE WORKS	
Rev. No	0	Page 17 of 104

****Classification of BAs under SC/ST shall be governed under following guidelines:**

- Proprietorship/ Single Ownership Firm: Proprietor of the firm should be from SC/ST community. Governing document shall be duly audited balance Sheet for the last FY bearing the name of proprietor.
- Partnership Firm: Only such firms shall qualify which have SC/ST partners holding equal to or more than 50% of the total ownership pattern of the firm. Governing document shall be Partnership Deed and audited balance sheet/ ITR for last FY.
- Private limited company: Only such firms shall qualify which have SC/ST directors holding equal to or more than 50% of the total ownership pattern of the firm. Governing document shall be Memorandum of Understanding (MoU) and/or Article of Association (AoA).

Certification from SC/ST commission shall be required for deciding upon SC/ST status of a person.

9.4 Compliance to Labour Laws

Bidder needs to ensure compliance to applicable labour laws including timely disbursement of wages. In case wages are not disbursed as per the stipulated timelines, then TPCODL shall pay the wages to BA employees on behalf of BA. Apart from deducting the amount of wages paid, TPCODL shall deduct an additional service charge equivalent to 25% of the wages paid from the payment due to BA.

9.5 Compliance to Construction and Demolition Waste Management Rules & Environment (Protection) Amendment Rules

BA is liable to follow the Construction and Demolition Waste Management Rules- 2016, Environment (Protection) Amendment Rules- 2018 and Guidelines on dust mitigation measures in handling construction material and C&D wastes issued by CPCB.

Following are some main points of above Rules/Guidelines for Construction work, cable laying jobs etc.

1. Barricading to be provided at site to cover complete area.
2. Construction material and waste should be inside the closed area made by using barricading.
3. Water sprinkling/fine spray from nozzles to be done to suppress the dust.
4. The board of Dust mitigation measures shall be displayed at site for public viewing with required details.
5. Loose sand or soil and construction material that causes dust shall be covered.
6. Transport material that are easily wind borne need to be covered by a sheet made of either jute, tarpaulin, plastic or any other effective material.
7. All areas for storing C&D waste/construction material to be demarcated and preferably barricaded particularly those materials that have potential to be dust borne.
8. Grinding and cutting of building materials in open area shall be prohibited.
9. Construction material and waste should be stored only within earmarked area and road side storage of construction material and waste shall be prohibited.
10. No uncovered vehicles carrying construction material and waste shall be permitted.
11. Construction and demolition waste processing and disposal site shall be identified and required dust mitigation measures to be notified at the site.

Doc. Title	GENERAL CONDITIONS OF CONTRACT - COMPOSITE WORKS	
Rev. No	0	Page 18 of 104

10.0 QUALITY

10.1 Knowledge of Requirements

The Associate shall be deemed to have carefully examined and to have knowledge of the equipment, the general and other conditions, specifications, schedules, drawings, etc. forming part of the Contract and also to have satisfied himself as to the nature and character of the work to be executed and the type of the equipment and duties required including wherever necessary of the site conditions and relevant matters and details. Any information thus procured or otherwise obtained from TPCODL/Consultants shall not in any way relieve the Associate from his responsibility and executing the works in accordance with the terms of contract.

10.2 Material/Equipment/Works Quality

The items / works under the scope of the Associate shall be of the best quality and workmanship according to the latest engineering practice and shall be manufactured from materials of best quality considering strength and durability for their best performance and, in any case, in accordance with the specifications set forth in this Contract. All material shall be new. Substitution of specified material or variation from the process of fabrication/construction/manufacture may be permitted but only with the prior written approval of the TPCODL.

10.3 Adherence to Rules & Regulations

The Associate shall procure and/or fabricate/erect all materials and equipment in accordance with all requirements of Central and State enactment, rules and regulations governing such work in India and at site. This shall not be construed as relieving the Associate from complying with any requirement of TPCODL as enumerated in the Contract which may be more rigid than and not contrary to the above mentioned rules, nor providing such construction as may be required by the above mentioned rules and regulations. In case of variance of the Technical Specification from the laws, ordinance, rules and regulations governing the work, the Associate shall immediately notify the same to the TPCODL. It is the sole responsibility of the Associate, however, to determine that such variance exists. Wherever required by rules and regulations, the Associate shall also obtain the statutory authorities' approval for the plant, machinery and equipment to be supplied by the Associate.

10.4 Specifications and Standards

The Associate shall follow all codes and standards referred in the Contract Document. Codes and standards of other may be followed by the Associate with the prior written approval of TPCODL, provided materials, supplies and equipment according to the standard are equal to or better than the corresponding standards specified in the Contract.

Brand names mentioned in the Contract documents are for the purpose of establishing the type and quality of products to be used. The Associate shall not change the brand name and qualities of the bought out items without the prior written approval of the TPCODL. All such products and equipment shall be used or installed in strict accordance with original manufacturer's recommendations, unless otherwise directed by the TPCODL. In any

Doc. Title	GENERAL CONDITIONS OF CONTRACT - COMPOSITE WORKS	
Rev. No	0	Page 19 of 104

circumstances the codes, specimen and standards prescribed by any government agency should not be violated.

11.0 SAFETY

All Associates shall strictly abide by the guidelines provided in TPCODL's Contractor Safety Management System (CSMS) as applicable at all stages during the contract period. Associate shall execute the contracts ensuring the following in and as order of priority:

- Safety of Human Beings.
- Safety of equipment/Assets.
- Timely Completion of Contract.

Safety related requirements as mentioned in our Contractor Safety Management System is attached as annexure L and is an integral part of this GCC.

12.0 INSPECTION/PARTICIPATION

12.1 Right to Carry Out Inspection

TPCODL reserves the right to send its representatives for inspection or participation at various stages of contract execution listed below, applicable as per contract construction.

- During basic design and detail engineering of material/ Equipment carried out by Associate /Outsourced Agencies.
- During manufacturing stages of the product at Associate's/Associate's Outsourced Agency's Plant/Facility.
- During Pre-dispatch Inspection and Testing of finished/manufactured product at Associate's/Associate's outsourced Agency's Plant/Facility.
- During Installation & Commissioning Activities/Stages.
- Prior to Clearing of the completed installation for commissioning.
- Any other stage as find appropriate by TPCODL during contract execution time.

All inspections and participations shall be carried out within maximum of two weeks of TPCODL giving written intimation to the Associate or receiving appropriate advance written inspection call from the Associate, unless otherwise specified elsewhere in the contract document.

12.2 Facilitating Inspection

The Associate shall provide all opportunities and information to TPCODL's engineers to get acquainted with the technical know-how and the methods and practices adopted by the Associate in basic and detail engineering. The Associate shall provide documents, drawings, calculations etc. as may be required by TPCODL's Engineers.

The Associate shall provide free of charge office accommodation, office facilities, secretarial services, communication facilities, general and drawing office stationary, etc. as may be reasonably required by the TPCODL's engineers. Similarly, facilities shall also be provided by Associate's outsource agencies/partners/authorized dealers (collectively termed as sub-associates) if such basic and detail engineering activities are carried out in the design offices of sub-Associates.

Doc. Title	GENERAL CONDITIONS OF CONTRACT - COMPOSITE WORKS	
Rev. No	0	Page 20 of 104

The Associate shall be responsible for the safety of employees of TPCODL/Third Party Agency when they are at the Associate's /Associate's outsource agency's plant or facility for carrying out/witnessing inspection/testing. All statutory safety precautions as applicable shall be followed by the Associate during Inspection Testing. If TPCODL inspectors are not satisfied with the safety arrangements at the plant, TPCODL have the right to call off inspection till such time corrective action is taken by the Associate.

Before raising the call for pre-dispatch final inspection and testing, the Associate shall conduct all the tests—type tests, routine tests etc-as specified in the contract document and submit copies of the test certificates to TPCODL along with the inspection call, for scrutiny of TPCODL.

The Associate and TPCODL shall jointly document all the observations, comments and action points after completion of inspection and it shall be binding on the Associate to provide compliance on all the points requiring compliance and furnish the compliance report to the designated authority of TPCODL for receiving clearance for dispatch of materials.

12.3 Third Party Nomination

TPCODL also may nominate a third party for the purpose of carrying out the inspection and such an agency shall be entitled to all the rights and privileges of TPCODL as far as conducting the inspection.

12.4 Waiver of Inspections

TPCODL on its own discretion shall chose to waive off any inspection and ask the Associate to submit all the test reports as applicable as per contract specifications, related to inspection and testing of the goods ordered for scrutiny and clearance for dispatch.

12.5 Incorrect Inspection Call

In case it is observed that the material offered for inspection is not ready at the time of TPCODL inspection visit rendering it as futile, all costs towards such inspection shall be recovered from the BA. Taxes as applicable on such recoveries shall be borne by the BA.

13.0 MDCC & DELIVERY OF MATERIALS

13.1 Material Dispatch Clearance Certificate

Associate shall deliver material/goods/equipment against Supply Contracts or Supply Part of Composite/Service Contracts only after receiving Material Dispatch Clearance Certificate (hereafter termed as MDCC) issued by designated authority of TPCODL. Material delivered at TPCODL stores or at project site without a valid MDCC issued by the designated official of TPCODL shall be rejected. MDCC shall be issued to associate furnishing compliance report on the action points documented during pre-dispatch inspection and testing at Associate's/ Sub-Associate's plant/ facility. In case Pre-dispatch inspection is waived at the discretion of TPCODL, then, MDCC shall be issued on receiving all the test reports-routine& type-from the Associate and finding them in order.

The associate shall include and provide for securely protecting and packing the materials so as to avoid loss or damage during handling and transport by air, sea, rail and road or any other means.

All such packing shall allow to the extent possible for easy removal and checking at Site. The associate shall take special precautions to prevent rusting of steel and iron parts during

Doc. Title	GENERAL CONDITIONS OF CONTRACT - COMPOSITE WORKS	
Rev. No	0	Page 21 of 104

transit by sea. Gas seals or other materials shall be utilised by the associate for protection against moisture during transit of all Plant and Equipment.

Each Equipment or parts of Equipment shall be tagged with reference to the assembly drawings and corresponding part numbers. Each bale or package shall contain a packing note quoting specifically the name of the associate, item description, quantity, item / package identification.

All packing cases, containers, packing and other similar materials shall be new and supplied free by the associate and it shall not be required to be returned to the associate.

Notwithstanding anything stated in this clause, the associate shall be entirely responsible for loss, damage or depreciation or deterioration to the materials and supplies due to faulty and/or insecure packing or otherwise during transportation to the Site until otherwise provided herein.

In case of the consignments dispatched by road, the associate shall ensure that it or its sub-contractors:

- i) Identify and obtain the correct type of trucks/trailers, keeping in view the nature of consignments to be dispatched.
- ii) Take such actions as may be necessary to avoid all possible chances of damages during transit and to ensure that all packages are firmly secured.

Timelines for inspection and MDCC is as below:

S. No.	Inspection	MDCC issuance time including inspection time (max.)
1	Outside Bhubaneswar	12 days
2	Within Bhubaneswar	5 days
3	Waiver*	3 working days

* Associate is expected to raise the inspection call assuming that Inspection shall be carried out by TPCODL. The decision for waiver of inspection shall be on sole discretion of TPCODL.

13.2 Right to Rejection on Receipt

Goods/Material/Equipment delivered in condition physically damaged & incomplete as a product ordered, or not packed and transported as per the terms and conditions of the contract is liable to be rejected. Such item shall be lifted back by Associates within 15 days from receipt of rejection note from TPCODL and have to supply back the material within next 30 days or within the timeframe mutually decided by Associate and TPCODL.

If delivery of the material is beyond the agreed time, Liquidated damage clause, mentioned in this GCC separately shall be applicable; but the period for levy of LD shall be considered as per the original delivery schedule and not from the agreed timelines for material rectification.

13.3 Consignee

Unless otherwise specified in the Contract Document, Materials/Goods/Equipment shall be consigned to "Stores-In-Charge", TPCODL Bhubaneswar.

13.4 Submission of mandatory documents on Delivery

Doc. Title	GENERAL CONDITIONS OF CONTRACT - COMPOSITE WORKS	
Rev. No	0	Page 22 of 104

Following documents shall be mandatorily submitted by BA along with supply of material to TPCODL stores/site:

S. No.	Documents	Requisite
1	Invoice copy in original	With all consignments
2	LR copy	Wherever required
3	Packing list	With all consignments
4	MDCC	With all consignments
5	Purchase order / Release order	Signed copy
6	Test certificates	With all consignments
7	Inspection/JVR report	In case pre-dispatch inspection is conducted
8	Device data in CD as per template for metering items	Wherever applicable

13.5 Dispatch and Delivery Instructions

S. No.	Instructions
1	Purchase order/ Release order no. shall be mentioned on invoice and on material
2	TPCODL material code and material description shall be mentioned in invoice and on material.
3	"Property of TPCODL" shall be embossed on material.
4	The material shall be properly sealed and packed in standard packing as per purchase order terms & conditions.
5	The weight and quantity of material shall be mentioned wherever applicable
6	The material supplied shall be co-related with the packing list.
7	The name plate detail on equipment shall include Material code, Material description, specification detail of material [as applicable], Serial No. Year of manufacturing, PO/RO no. and date, "PROPERTY OF TPCODL, Bhubaneswar", Guarantee period and Associate's name.
8	In case of manual unloading, supplier / transporter shall deploy sufficient Labour for unloading the material at TPCODL central store. For heavy item(s), crane will be provided by TPCODL [unloading cost will be recovered from the associate].
9	The driver should have valid License and one helper in truck. All the documents of truck like registration papers, PUC etc. should be available in Truck.
10	BA representative should accompany the material and get it unloaded / stacked in his presence wherever possible.

14.0 GUARANTEE

14.1 Guarantee of Performance

Associates shall stand guarantee that the equipment and material supplied/service or work rendered under the contract is free from design, manufacturing, material, construction, erection & installation and workmanship & quality defects and is capable of its due, rated and intended quality performance, as an integrated product delivered under the contract. for a specific period termed as Guarantee Period(as elaborated elsewhere in this clause) The

Doc. Title	GENERAL CONDITIONS OF CONTRACT - COMPOSITE WORKS	
Rev. No	0	Page 23 of 104

Associate should also guarantee that the equipment/material is new and unused except for the usage required for the tests and checks required as part of quality assurance.

14.2 Guarantee Period

The Guarantee Period will be equipment/service/work specific and shall be as specified in the Standard Specifications of TPCODL for the equipment/material/service/work and where standard specifications are not part of contract documents or guarantee period is not specified in the standard specifications,, the guarantee period shall be as per the Special Terms and Conditions of the Contract. In case of no mention of the guarantee period in standard specifications or SCC, Guarantee Period will be 15 Months from the Date of Commissioning or 24 months from the date of delivery of final lot of supplies made, whichever is earlier.

14.3 Failure in Guarantee Period (GP)

If the equipment and material supplied/service or work rendered under the contract fails to perform its due, rated & intended quality performance, during the Guarantee period, the associate is liable to undertake repair/rectify/replace the equipment and material supplied/service or work rendered under the contract within time frame specified in the SCC or elsewhere in the contract documents at associate's cost to make the equipment and material supplied/service or work rendered under the contract of performing its due, rated and intended quality performance. If Associate fails to repair/rectify/replace the equipment or material supplied/service or work rendered under the contract, failed in Guarantee Period, TPCODL will be at liberty to get the same done at Associate's risks and costs and recover all such expenses plus the TPCODL's own charges (@ 20% of expenses incurred), from the Associate or from the "Security cum Performance Deposit" as the case may be.

If during the Warranty/ Guarantee period some parts of the supplies are replaced owing to the defects/ damages under the Warranty, the Warranty period for such replaced parts shall be until the expiry of twelve months from the date of such replacement or renewal or until the end of original Guarantee period, whichever is later.

Any repairs during the Guarantee Period shall be carried out by the Associate within 30 days of reporting the issue to Associate by TPCODL. However, if replacement of the Equipment is required, Associate shall notify the same to TPCODL within 7 days of reporting the issue by TPCODL. Thereafter, the total time for supply of new equipment/ material shall be equal to the original delivery period of that equipment/ material as specified in the Contract. In case the Associate is not able to rectify/ replace the faulty equipment/ material within the stipulated timelines as mentioned above, penalty shall be levied as per the Liquidated Damages clause mentioned in this document. The penalty amount shall be recovered from the payment due to the vendor or by encashment of the SPBG as the case may be.

14.4 Cost of repairs on failure in GP

The cost of repairs/rectification /replacement, apart from the actual cost of repairs/rectification/replacement is also inclusive of all associate costs of required transportation, site inspection /mobilization/dismantling and re-installation costs as applicable, to be borne by the Associate. The Associate has to ensure that the interruption in the usage of intended purpose of the equipment is minimized to the maximum extent In lieu of the time taken for repairs/rectification/replacement.

Doc. Title	GENERAL CONDITIONS OF CONTRACT - COMPOSITE WORKS	
Rev. No	0	Page 24 of 104

14.5 Guarantee period for Goods Outsourced

If the Associate outsources partly equipment/materials/services from third party as mutually agreed upon at the pre award stage of contract, TPCODL shall have the benefit of any additional guarantee period if provided by the third party for the part supplied/executed by them.

14.6 Latent Defect

Hidden defects in manufacturing or design of the product supplied and which could not be identified by the tests conducted but later manifested during operation of the equipment are termed as latent defects. Associates shall further be responsible for 'free replacement' for another period of THREE years from the end of the guarantee period for any 'Latent Defects' if noticed and reported by the Company.

14.7 Support beyond the Guarantee Period

The Associate shall ensure availability of spares and necessary support for a period of at least 10 years post completion of guarantee period of equipment supplied against the contract.

15.0 LIQUIDATED DAMAGES

Liquidated damages @1% of the total executed contract value per week or part thereof, for the period of delay in integrated completion, subject to maximum 10% of the value of the contract shall become leviable without prejudice to other rights of the TPCODL. This amount shall be recoverable from any amount due or becoming due to the Business Associates under this or any other contract. In specific cases, TPCODL reserves the right to apply LD only on the unexecuted portion of the supply and works for standalone use, provided full quantity is executed within a maximum 30% additional time. Deduction of LD shall be on landed cost i.e contract value inclusive of taxes and in pursuant statutory compliance GST would be applicable at the stipulated rate and the same shall be borne by Business Associate. In case of LD deduction, a GST invoice shall be issued by TPCODL as a proof of deduction/ recovery.

15.1 LD Waiver Request

Any request of LD waiver shall be submitted within thirty (30) days of deducting LD. Request submitted beyond the timeline shall not be entertained.

15.2 Material Recovery

In case of any recoveries for materials or services (for material free issued by TPCODL and not reconciled by BA or for services claimed and paid in excess at the time of running bills), the total cost which shall be recovered from the BA, shall be the gross amount of material or services (i.e. including taxes) plus applicable taxes as prevailing at the time of such recoveries.

16.0 ASSIGNMENT OR SUBCONTRACTING

Associates shall not assign/subcontract/outsourced the schedule of activities of contract TPCODL enters with the associate, in part or full, without TPCODL's prior written approval.

Doc. Title	GENERAL CONDITIONS OF CONTRACT - COMPOSITE WORKS	
Rev. No	0	Page 25 of 104

However outsourcing of materials/equipment/services by Associate to make the integrated product for which TPCODL's has placed the contract with the associate from suppliers, makes and agencies which have been mutually agreed upon during contract pre-award stage is permitted subject to following conditions.

In such cases where outsourcing is done by the Associate

- Shall ensure that outsourced suppliers comply with the technical and financial qualification requirements specified by TPCODL in the contract document
- Shall furnish all particulars about the proposed outsourcing agencies and the details of the goods/services/work outsourced to the Associate while seeking approval of TPCODL for inclusion for outsourcing. The Associate shall give approval or shall refuse approval in writing within thirty (30) days of receipt of such request. However the Associate shall not be entitled for any additional contract execution time whatsoever in lieu of the process for approval for outsourcing agencies, and shall be held responsible for any delay in the project execution time.
- Shall remain jointly and severally liable for any action, deficiency, and/or negligence on the part of his outsourcing agencies. The approval extended by the Associate to outsourcing agencies recommended by the Associate shall not discharge the later from his Contract obligations.

Shall submit to the Associate unpriced copies of purchase orders with technical specifications included in the orders, placed on outsourcing agencies as soon as the respective orders have been placed by the Associate.

17.0 UNLAWFUL ACTIVITIES

The Associate shall have to ensure that none of its employees are engaged in any unlawful activities (whether covered under the scope of the present GCC or not) subversive of the TPCODL's interest failing which appropriate action (legal or otherwise) may be taken against the Associate by the TPCODL, in accordance with the terms of the present GCC.

18.0 CONFIDENTIALITY

Associate and its employees or representatives thereof shall strictly maintain the confidentiality of various information they come across while executing the contract as detailed below.

18.1 Documents

All maps, plans, drawings, specifications, schemes and other documents or information related to the Contract/Project and the subject matter contained therein and all other information given to the Associate by the TPCODL in connection with the performance of the contract shall be held confidential by the Associate and shall remain the property of the TPCODL and shall not be used or disclosed to third parties by the Associate for any purpose other than for which they have been supplied or prepared. The Associate may disclose to third parties, upon execution of confidentiality agreements, such part of the drawings, specifications or information if such disclosure is necessary for the performance of the Work provided such third parties agree in writing to keep such information confidential to the same extent and degree as provided herein, for the benefit of the TPCODL.

18.2 Geographical Data

Doc. Title	GENERAL CONDITIONS OF CONTRACT - COMPOSITE WORKS	
Rev. No	0	Page 26 of 104

Maps, layouts and photographs of the unit/plant including its surrounding regions showing vital installation for national security of country or those of TPCODL shall not be published or disclosed to the third parties or taken out of the country without prior written approval of the TPCODL and upon execution of confidentiality agreements satisfactory to the TPCODL with such third parties prior to disclosure.

18.3 Associate's Processes

Title to secret processes if any developed by the Associate on an exclusive basis and employed in the design of the equipment shall remain with the Associate. TPCODL shall hold in confidence such processes and shall not disclose such processes to the third parties without prior approval of the Associate and execution by such third parties of secrecy agreements satisfactory to the Associate prior to disclosure. Upon completion of contract, such processes shall become the property of the TPCODL. Title to technical specifications, drawings, flow sheets, norms, calculations, diagrams, interpretations of test results, schematics, layouts and such other information, which the Associate has supplied to the TPCODL under the Contract shall be passed on to the TPCODL. The TPCODL shall have the right to use these for construction, erection, start-up, Trial Run, operation, maintenance, modifications and/or expansion of the works including for the manufacture of spare parts.

18.4 Exclusions

The provision of Clauses 16.1 to 16.3 shall not apply to information:

- Which at the time of disclosure are in the public domain which later on become part of public domain through no fault of the party concerned, or
- Which were in the possession of the party concerned prior to disclosure to him by the other party, or
- Which were received by the party concerned after the time of disclosure without restriction on disclosure or use, from a third party who did not acquire such information directly or indirectly from the other party or has no obligation of confidentiality for such information.

18.5 Violation

In case of violation of this clause, the Associate is liable to pay compensation and damages as may be determined by the competent authority of TPCODL.

19.0 INTELLECTUAL PROPERTY RIGHTS

If, in the course of performance of its functions and duties as envisaged by the scope of the present GCC, the Associate acquires or develops, any unique knowledge or information which would be covered, or, is likely to be covered within the definition of a trademark, copyright, patent, business secret, geographical indication or any other form of intellectual property right, it shall be obliged, under the terms of this present GCC, to share such knowledge or information with the TPCODL. All rights, with respect to, or arising from such intellectual property, as afore mentioned, shall solely vest in TPCODL.

Moreover, the Associate undertakes not to breach any intellectual property right vesting in a third party/parties, whether by breach of statutory provision, passing off, or otherwise. In the event of any such breach, the Associate shall be wholly liable to compensate, indemnify or make good any loss suffered by such third party/parties, or any compensation/damages

Doc. Title	GENERAL CONDITIONS OF CONTRACT - COMPOSITE WORKS	
Rev. No	0	Page 27 of 104

arising from any legal proceeding/s, or otherwise. No liability of TPCODL shall arise in this respect, and any costs, damages, expenses, compensation payable by TPCODL in this regard to a third party/parties, arising from a legal proceeding/s or otherwise, shall be recoverable from the Associate.

20.0 INDEMNITY

The Associate shall at all times indemnify, keep indemnified and hold harmless the TPCODL and its officers, directors, employees, affiliates, agents, successors and assigns against all actions, claims, demands, costs, charges and expenses arising from or incurred by reason of any infringement of patent, trade mark, registered design, copy rights and/or industrial property rights by manufacture, sale or use of the equipment supplied by the Associate whether or not the TPCODL is held liable for by any court judgement. In this connection, the TPCODL shall pass on all claims made against him to the Associate for settlement.

The Associate assumes responsibility for and shall indemnify and save harmless the TPCODL from all liability, claims, costs, expenses, taxes and assessments including penalties, punitive damages, attorney's fees and court costs which are or may be required to be paid by the TPCODL and its officers, directors, employees, affiliates, agents, successors and assigns arising from any breach of the Associate's obligations under the Contract or for which the Associate has assumed responsibilities under the Contract including those imposed under any local or national law or laws, or in respect to all salaries, wages or other compensation for all persons employed by the Associate or his Sub-Associates or suppliers in connection with the performance of any work covered by the Contract. The Associate shall execute, deliver and shall cause his Sub-Associate and suppliers to execute and deliver, such other further instruments and to comply with all the requirements of such laws and regulation as may be necessary there under to conform and effectuate the Contract and to protect the TPCODL.

The TPCODL shall not be held responsible for any accident or damages incurred or claims arising, due to the Associate's error there from prior to completion of work. The Associate shall be liable for such accidents and after completion of work for such accidents as the case may be due to negligence on his part to carry out Work in accordance with Indian laws and regulations and the specifications set forth herein.

21.0 LIABILITY & LIMITATIONS

21.1 Liability

Except for any specific liability which may be identified in the Contract and which may be payable hereunder, Associate shall not be liable for any special, incidental, indirect, or consequential Damages or any loss of business Contracts, revenues or other financial loss (or equivalents thereof no matter how claimed, computed or characterized) arising out of or in connection with the Performance of the Work or supply of Goods ***unless caused by Associate's negligence, willful misconduct or breach of contract.***

TPCODL shall have no liability or any special, incidental, indirect or consequential Damages for any loss of Business Contracts, revenues or other financial loss arising out of this Contract.

21.2 Limitation of Liability

Doc. Title	GENERAL CONDITIONS OF CONTRACT - COMPOSITE WORKS	
Rev. No	0	Page 28 of 104

The total liability of Associate against any contract shall be limited to the Total All Inclusive Contract Value.

22.0 FORCE MAJEURE

Force Majeure applies if the performance by either Party ("the Affected Party") of its obligations under Contract is materially and adversely affected.

"Force Majeure" shall mean any event or circumstance or combination of events or circumstances referred below and their consequences that wholly or partly prevents or unavoidably delays any Party in the performance of its obligations under this Agreement, but only and to the extent that such events and circumstances are not within the reasonable control, directly or indirectly, of the Affected Party and could not have been avoided even if the Affected Party had taken reasonable care:

- Act of war (whether declared or undeclared), invasion, armed conflict or act of foreign enemy, embargo, blockade, revolution, riot, bombs, religious strife or civil commotion, etc.
- Politically motivated sabotage, or terrorism, etc.
- Action or Act of Government or Governmental agency for which remedy is beyond the control of the affected parties.
- Any act of God.

Note: Causes like power breakdown/ shortages/fire/strikes, accidents etc do not fall under Force Majeure.

Time being the essence of the Contract, if either party is prevented from the performance of its obligations in whole or in part due to an event of Force Majeure, then provided Notice of happening of any event by the Affected Party is given to the other party within seven (7) days from the date of occurrence of such event, which DIRECTLY has impact on works and submitted details and quantum of resulting effect, but at the same time had made all possible efforts to mitigate and overcome effects thereof, the Affected Party's performance under this Contract shall be suspended until such event ceases and the Scheduled Completion shall be delayed accordingly.

If Force Majeure event(s) continue for a period of more than three months, the parties shall hold consultation to discuss the further course of action.

Neither party shall be considered to be in default or in breach of its obligation under the Contract to the extent that performance of such obligation by either party is prevented by any circumstances of Force Majeure which arise after effective date of Contract.

Neither party can claim any compensation from the other party on account of Force Majeure.

23.0 SUSPENSION Of CONTRACT

23.1 Suspension for Convenience

TPCODL may, at any time and at its sole option, suspend execution of all or any portions of the schedule of items of contract to be supplied/work to executed by Associate under the contract by providing to the Associate at least two business days written notice for contracts having contract completion period less than sixty days and at least seven business days' notice for all other contracts.

Doc. Title	GENERAL CONDITIONS OF CONTRACT - COMPOSITE WORKS	
Rev. No	0	Page 29 of 104

Upon receipt of any such notice, the Associate shall respond as follows as applicable as per contract construction.

- Immediately discontinue further supply of material/goods specified in the suspension notice for supply contracts
- Immediately discontinue further service/work and supply of materials of those services/materials/work specified in the suspension notice for service /composite contract
- Promptly make every reasonable effort to obtain suspension, upon terms satisfactory to TPCODL, of all orders, outsourcing arrangements, and rental Contracts to the extent that they relate to performance of the portion of Work suspended by the notice.
- Protect and maintain the portion of the service/Work already completed, including the portion of the Work suspended hereunder, unless otherwise specifically stated in the notice.
- Continue delivering/carrying out the supply/service/work items as per contract conditions, which do not fall under purview of the suspension notice.

On receipt of resumption notice from TPCODL, the Associate shall resume execution of contract as specified in the resumption notice, within the time frame specified in the resumption notice,

23.2 Suspension for Breach of Contract conditions.

TPCODL shall suspend execution of whole/or part thereof the contract till such time Associate complies with the conditions stipulated under section clause 27 for breach/default of contract conditions.

23.3 Compensation in lieu of Suspension

If the suspension of the contract in whole or in part is for convenience of TPCODL and not due to any breach of contract conditions by the associate, TPCODL at its discretion shall consider compensating all reasonable additional costs incurred by Associate in lieu of suspension of whole or part of contract, on representation of the Associate providing justified estimates of such additional costs and such estimates are found acceptable and approved by competent authority of TPCODL.

If the suspension of contract in whole or part thereof is due to breach of contract conditions (refer clause 24.3) by the Associate, Associate shall not be entitled for any compensation for any cost incurred in lieu of suspension of whole or part of contract and also shall be liable for compensating all the losses arising to TPCODL in lieu of suspension of contract. Resumption notice shall be subject to the Associate taking corrective action for the breach of contract conditions within the time frame and as per the terms specified in the suspension notice.

24 TERMINATION OF CONTRACTS

24.1 Termination for Default/Breach of Contract

The contract / PO shall be subject to termination by TPCODL in case of breach of the contract by the Associate which shall include but not be limited to the following:

Doc. Title	GENERAL CONDITIONS OF CONTRACT - COMPOSITE WORKS	
Rev. No	0	Page 30 of 104

- a. Withdrawal or intimation by the Associate of its intent to withdraw or surrender the execution / completion of the contracted work /PO or failure in ensuring adherence to any delivery schedules, in deviation of the contract/ PO.
- b. Refusal or neglect on the part of the Associate to supply material/equipment of quantity or quality as specified by TPCODL and within the timeframe as specified in the contract document or refusal or neglect to execute the services/work in terms of the agreed standards of quantity or quality and/or within the timeframe specified in the contract/PO.
- c. Failure in any respect to perform any portion of the Work contracted with promptness, diligence, or in accordance with the terms of the contract.
- d. Failure to furnish guarantees as specified and /or failure to comply with the terms thereof.
- e. Failure to furnish such relevant documents or information within the time specified which may be necessary for due execution / completion of the works and documentation.
- f. Liquidation, bankruptcy either voluntary or involuntary OR entering into any composition or compromise with its creditors, or Insolvency.
- g. In case any reasonable information has been received by TPCODL that Associate has adopted/ or attempted to adopt any unethical conduct, action in award of the contract /PO or at any time thereafter.
- h. Failure to comply with applicable statutory provisions as contained in the contract or failure to comply with the applicable laws.
- i. Failure to comply with safety regulations/clauses stipulated in the contract or as may be generally instructed by TPCODL.

If the default or breach as specified under clause 24 (except sub clause g thereof) be committed by the associate for the first time, TPCODL shall issue, along the with notice of default or breach, a warning notice instructing the associate to take remedial/corrective action within the time frame stipulated in the warning notice and not to repeat the same in future. The timeframe for corrective action by the associate shall be specific to the nature of breach of contract and the same shall not be objected to by the Associate. If the Associate fails to comply with the instructions in the warning notice or in taking corrective action to the satisfaction of TPCODL then TPCODL may terminate the entire or part of contract at its discretion by issuing termination notice without incurring any liability on this ground.

In case the contract is terminated for any breach of the nature specified in clause 24 g stated above, TPCODL shall have the right to terminate all the contracts TPCODL is having with the Associate by issuing termination notice which shall be without prejudice to the other rights of TPCODL available to it under law.

Without prejudice to its right to terminate for breach of contract, TPCODL may, without assigning any reason, terminate the Contract in whole or in part at any time at its discretion while the contract is in force by serving a written notice of two weeks to the Associate.

In the event of TPCODL having proceeded with termination of the contract the associate shall comply and proceed further in the following manner:

- i) Associate shall discontinue the supply, on the expiry of the said period of two weeks.

Doc. Title	GENERAL CONDITIONS OF CONTRACT - COMPOSITE WORKS	
Rev. No	0	Page 31 of 104

ii) Associate shall ensure that no further steps are being taken towards discharge of the obligations, terms and conditions as contained in the contract/PO. This shall include initiation of actions not limited to discontinuation of other allied and associated arrangements which the associate might have entered into with third parties for due discharge of its obligations under the contract with TPCODL.

iii) The Associate shall perform thereafter such tasks as may be necessary to preserve and protect the terminated portion of the material/service/work in progress and the materials and equipment at TPCODL sites or in transit thereto. However the associate shall continue to fulfill its contractual obligations with regard to the part of contract not terminated.

iv) It shall be open for TPCODL to conduct a joint assessment with the associate of the material ,supplies, equipment ,works or in general as to the subject matter of the contract in regard to which the associate claims having completed its obligations before or during such termination.

v) It shall be open to TPCODL to seek invocation of the performance bank guarantee or any other guarantee or other security deposit by whatever name called submitted by the associate, which shall not be objected to or protested against by the associate.

In case of termination of the contract the parties agree to be governed inter alia by the following:

a) In case TPCODL exercises its right of termination as stated above the associate shall not dispute or object to the same.

b) The Associate shall be entitled to receive and claim only such payments OR sums of money from TPCODL as may be found payable to it in regard to works executed by it under the terms of the contract and no other claim of any nature whatsoever shall be made by the Associate.

c) All such provisions which the parties have agreed to survive and prevail even after termination of the contract shall remain effective despite the termination.

In the event of such termination, TPCODL may finish the Work by whatever method it may deem expedient, including the hiring of services and /or purchase of material equipment from such third parties as TPCODL may deem fit or may itself provide any labor or materials and perform any part of the Work. The associate undertakes to bear the incremental costs if any paid by TPCODL in such a case attributable to failure on the part of the associate. The Associate in such a case shall not be entitled to receive any further payments and any sums found payable to it may be adjusted by TPCODL against the amount recoverable from him on this ground. The same shall be without prejudice to other rights available to TPCODL under law against the associate.

Upon the termination of any of the contract due to occurrence of any circumstances provided in clauses stated above and constituting repeated breach or misconduct , TPCODL shall be entitled to bar the associates its agents , affiliates from undertaking any negotiation / tendering, bidding, participation activities concerning TPCODL for a period of two years from date of such termination. The same shall be without prejudice to other rights available to TPCODL.

24.2 Termination for convenience of Associate

Doc. Title	GENERAL CONDITIONS OF CONTRACT - COMPOSITE WORKS	
Rev. No	0	Page 32 of 104

Associate at its convenience may request for termination of contract, clearly assigning the reason for such request. TPCODL has full right to accept, reject or partially accept such request. This convenience will be available to associate only after one year from the contract effective date. For this purpose, associate will provide a notice period of 90 days to TPCODL, Associate will have to pay TPCODL a 'termination convenience fee' equivalent to 5% of unexecuted contract value.

24.3 Termination for Convenience of TPCODL

TPCODL at its sole discretion may terminate the contract by giving 30 days prior notice in writing or through email to the Associate. TPCODL shall pay the Associate for all the supplies/ services rendered till the actual date of contract termination against submission of invoice by the Associate to that effect.

25.0 DISPUTE RESOLUTION & ARBITRATION

In case of any dispute or difference the parties shall endeavor to resolve the same through conciliatory and amicable measures within 15 Days failing which the matter may be referred by either party for resolution by the sole arbitrator to be appointed mutually by both the parties. The arbitral proceedings shall be conducted in accordance with Arbitration and Conciliation Act 1996 and the place of arbitration shall be Bhubaneswar. The language to be used at proceedings shall be English and the award of the arbitrator shall be final and binding on the parties. The parties shall bear their respective costs of arbitration. The associate shall continue to discharge its obligations towards due performance of the works as per the terms of the contract during the arbitration proceedings unless otherwise directed in writing by TPCODL or suspended by the arbitrator. Further, TPCODL shall continue making such payments as may be found due and payable to the associate for such works.

25.1 Governing law and jurisdiction

The parties shall be subject to the jurisdiction of the courts of law in Bhubaneswar and any matter arising here from shall be subject to applicable law in force in India.

26.0 ATTRIBUTES OF GCC

26.1 Cancellation

The Company reserves the right to cancel, add, delete at its sole discretion, all or any terms of this GCC or any contract, order or terms agreed between the parties in pursuance without assigning any reasons and without any compensation to the Associates.

26.2 Severability

If any portion of this GCC is held to be void, invalid, or otherwise unenforceable, in whole or part, the remaining portions of this GCC shall remain in effect.

26.3 Order of Priority

In case of any discrepancies between the stipulations in General Conditions of the Contract (GCC) and Special Conditions of Contract (SCC), the GCC shall stand superseded by the SCC to the extent stipulated hereinabove while balance portion of respective clauses of GCC shall continue to be applicable.

27.0 INSURANCE

Doc. Title	GENERAL CONDITIONS OF CONTRACT - COMPOSITE WORKS	
Rev. No	0	Page 33 of 104

The Associate shall arrange accident insurance policy for his foreign experts/specialists/personnel deputed to Site and Associate's/his sub-Associates' manufacturing works as well as for his Indian engineers and supervisory staff. The Associate shall also take out for his Indian workmen, where applicable, a separate policy as required under Workmen's Compensation Act.

Associates shall be responsible to suitably insure their entire work-force (to the extent of at least meeting requirements under Workmen Compensation Act) Tools, Plant, Third party liability at the project site, All Risk comprehensive insurance for the entire works (insurance for free issue items will be in TPCODL scope) for total contract (PO/RO) value or any other such risks during execution of works, till the works are handed over to the company, in consultation with TPCODL and shall submit copies of such insurances to the Engineer-in-Charge for review / acceptance before commencing the work. Engineer-in-charge must ensure compliance to insurance requirement by Associate before commencement of works. TPCODL shall stand fully indemnified in this respect.

28.0 ERRORS AND OMISSIONS

The Associate shall be responsible for all discrepancies, errors and omissions in the drawings, documents or other information submitted by him, irrespective of whether these have been approved, reviewed or otherwise accepted by the TPCODL or not. However any error in design/drawing arising out of any incorrect data/written information from TPCODL will not be considered as error and omissions on part of the Associate.

29.0 TRANSFER OF TITLES

The title of ownership and property to all equipment, installations, erections, constructions materials, drawings & documents shall pass to the TPCODL after Commissioning and complete handing over-taking over.

However, such passing of title of ownership and property to the TPCODL shall not in any way absolve, dilute or diminish the responsibility and obligations of the Associate under this Contract including loss or damages and all risks, which shall vest with the Associate.

The Associate shall take all corrective measures arising out of discrepancies, errors and omissions in drawings and other information within the time schedule and without extra cost to the TPCODL.

The Associate shall also be responsible for any delay and/or extra cost if any, in carrying out engineering, and site works by other agencies arising out of discrepancies, errors and omissions stated in as well as of any late revision/s of drawings and information submitted by the Associate.

30.0 SUGGESTIONS & FEEDBACK

We welcome all our Business Associates to write to us about their experience with TPCODL; be it our Company, our services or our people. Each and every concern, issue, query and suggestion from you will help us to become a better company to work with and shall help us develop a strong bonding of trust and a long term relationship with you.

You may send your feedback by filling up our Business Associate Feedback Form enclosed herewith as Annexure-I. You can also log on to our website www.tpcentralodisha.com to provide your feedback according to the guidelines mentioned below:

Doc. Title	GENERAL CONDITIONS OF CONTRACT - COMPOSITE WORKS	
Rev. No	0	Page 34 of 104

31.0 CONTACT POINTS

In case Business Associate needs information with respect to payments or has any grievances, same may be lodged by log on to our website www.tpcentralodisha.com

32.0 LIST OF ANNEXURES

S. No.	Subject	Annexure
1.	Performa for Bid Security Bank Guarantee	A
2.	Performa for Advance Payment Bank Guarantee	B
3.	Performa for Performance Bank Guarantee (CP cum EP)	C
4.	Performa for No Demand Certificate by Associate	D
5.	Performa for Indemnification on Statutory Compliance	E
6.	Performa For Application For Issuance of Consolidated TDS Certificate	F
7.	HR Service Level Agreement	G
8.	Under taking for competence of workmen	H
9.	Business Associate Feedback Form	I
10.	Acceptance Form For Participation In Reverse Auction Event	J
11.	NEFT or RTGS payment request form	K
12.	Contractor Safety Management System	L
13.	Vendor Appraisal Form	M
14.	Manufacturers Authorization Form	N

ANNEXURE-A

PROFORMA FOR BID SECURITY BANK GUARANTEE

TP Central Odisha Distribution Limited

Bhubaneswar

WHEREAS, (Name of the Bidder) _____ (hereinafter called "the BIDDER") has submitted his bid dated _____ for the (Name of Contract) _____ (hereinafter called "the BID").

KNOW ALL men by these presents we (Name of the Bank) _____ of (Name of the Country) _____ having our registered office at _____ (hereinafter called "the BANK) are bound unto TP Central Odisha Distribution Limited (TPCODL) in the sum of _____ for which payment well and truly to be made to the TPCODL the Bank binds himself, his successors and assigns by these presents.

SEALED with the Common Seal of the said Bank this _____ day of _____ 20_____.

The CONDITIONS of this obligation are:

- i) If the Bidder withdraws his Bid during the period of bid validity specified in the Proforma of Bid
- or
- ii) If the Bidder having been notified of the acceptance of his Bid by the TPCODL during the period of bid validity fails or refuses to furnish the Contract Performance Bank Guarantee, in accordance with the Instructions to Bidders.

We undertake to pay the TPCODL upto the above amount upon receipt of its first written demand, provided that in its demand the TPCODL will note that amount claimed by it is due to it owing to the occurrence of one or both conditions, specifying the occurred condition or conditions.

This Guarantee will remain in force upto and including the date (No of days as mentioned in tender enquiry) days after the closing date of submission of bids as stated in the Invitation to Bid or as extended by you at any time prior to this date, notice of which extension to the Bank being hereby waived, and any demand in respect thereof should reach the Bank not later than the above date.

DATE..... **SIGNATURE** **OF** **THE**
BANK.....

WITNESS..... **SEAL**.....

(Signature, Name & Address)

(At least 2 witnesses)

Doc. Title	GENERAL CONDITIONS OF CONTRACT - COMPOSITE WORKS	
Rev. No	0	Page 36 of 104

ANNEXURE-B

PROFORMA FOR ADVANCE PAYMENT BANK GUARANTEE

(On Rs.100/- Stamp Paper)

Note:

- (a) Format shall be followed in toto
- (b) Claim period of six months must be kept up
- (c) The guarantee to be accompanied by the covering letter from the bank confirming the signature to the guarantee

TP Central Odisha Distribution Limited

Bhubaneswar

Advance Payment B.G.No.....

Contract No.....dated.....

1. You have entered into a Contract No _____ with M/s. _____ (hereinafter referred to as "the Vendor") for the supply and delivery of _____ (hereinafter referred to as" the said Equipment") for the price and on the terms and conditions contained in the said contract.
2. In accordance with the terms of the said contract, you have agreed to make an advance payment of Rs. _____ (Rupees _____ only) being _____% (_____percent) of the total value of the contract on "the Vendor" furnishing you with an irrevocable, unconditional and acceptable bank guarantee to be valid till the date of receipt of "the said equipment" covered by your above mentioned contract. For this purpose you have agreed to accept our guarantee.
3. In consideration thereof, we, _____ hereby irrevocably and unconditionally guarantee to pay to you on demand but in any case before the end of five working days from the date of the claim and without demur and without reference to "the Vendor" such amount or amounts not exceeding the sum of Rs. _____ (Rupees _____ only) being _____% (_____percent) of the total value of the contract on receipt of your intimating that "the Vendor" has not fulfilled his contractual obligations. You shall be the sole judge for such non-fulfillment and "the Vendor" shall have no right to question such judgment.
4. You shall have the right to file / make your claim on us under the guarantee for a further period of three months from the date of expiry.
5. This guarantee shall not be revoked without express consent and shall not be affected by your granting time or any other indulgence to "the Vendor", which shall include but

Doc. Title	GENERAL CONDITIONS OF CONTRACT - COMPOSITE WORKS	
Rev. No	0	Page 37 of 104

not be limited to, postponement from time to time of the exercise the same in you or any right which you may have against "the Vendor" and to exercise the same in any covenant contained or implied in the said contract or any other course or remedy or security available to you, and our Bank shall not be released from its obligations under this guarantee by your exercising any of your rights with reference to matters aforesaid or any of them or by reasons of any other act or forbearance or other acts of omission or commission on your part or any other indulgence shown by you or by any other matter or thing whatsoever which under the law would, but for this provision have the effect of relieving our bank from its obligation under this guarantee.

6. We also agree that you shall be entitled at your option to enforce this guarantee against our bank as a principal debtor, in the first instance, notwithstanding any other security or guarantee that you may have in relation to "the Vendor's" liabilities in respect of the premises
7. This guarantee shall not be affected by any change in the constitution of our Bank or "the Vendor" or for any other reason whatsoever.
8. Any claim / extension under the guarantee can be lodge-able at outstation banks or at Bhubaneswar branch and claim will also be payable at Bhubaneswar Branch **(to be confirmed by Bhubaneswar Branch by a letter to that effect)**
9. Notwithstanding anything herein contained, our liability under this guarantee is limited to Rs. _____ (Rupees _____ only) and the guarantee will remain in force upto and including _____ (Date) and shall be extended from time to time for such period or period as may be desired by "the Vendor".
10. Unless a demand or claim under this guarantee is received by us in writing within one month from _____ (expiry date) i.e. on or before _____ (claim period end date), we shall be discharged from all liabilities under this guarantee thereafter.

Dated at _____ this _____ day of _____ 200_____

Witness

- | | |
|----------|--|
| 1. _____ | Bank's rubber stamp
Banks full address |
| 2. _____ | Designation of Signatory
Bank official number |

Doc. Title	GENERAL CONDITIONS OF CONTRACT - COMPOSITE WORKS	
Rev. No	0	Page 38 of 104

ANNEXURE- C

PROFORMA FOR PERFORMANCE BANK GUARANTEE (CP cum EP)

(On Rs.100/- Stamp Paper)

Note:

- (a) Format shall be followed in toto
- (b) Claim period of one month must be kept up
- (c) The guarantee to be accompanied by the covering letter from the bank confirming the signature to the guarantee

TP Central Odisha Distribution Limited

Bhubaneswar

CP cum EP BG No.....

Order/Contract No.....dated.....

1. You have entered into a Contract No _____ with M/s. _____ (hereinafter referred to as "the Vendor") for the supply cum erection / civil work of _____ (hereinafter referred to as "the said Equipment") for the price and on the terms and conditions contained in the said contract.
2. In accordance with the terms of the said contract, "the Vendor" agreed to furnish you with an irrevocable, unconditional and acceptable bank guarantee for 10% of the value of contract and to be valid till the end of Guarantee period plus one month towards "Contract cum Equipment performance". For this purpose you have agreed to accept the guarantee.
3. In consideration thereof, we, _____ hereby irrevocably and unconditionally guarantee to pay to you on demand but in any case before the end of five working days from the date of the claim and without demur and without reference to "the Vendor" such amount or amounts not exceeding the sum of Rs. _____ (Rupees _____ only) being _____% (_____ percent) of the total value of the contract on receipt of your intimating that "the Vendor" has not fulfilled his contractual obligations. You shall be the sole judge for such non-fulfillment and "the Vendor" shall have no right to question such judgment.
4. You shall have the right to file / make your claim on us under the guarantee for a **further period of three month** from the date of expiry.
5. This guarantee shall not be revoked without express consent and shall not be affected by your granting time or any other indulgence to "the Vendor", which shall include but not be limited to, postponement from time to time of the exercise the same in you or any right which you may have against "the Vendor" and to exercise the same in any covenant contained or implied in the said contract or any other course or remedy or security

Doc. Title	GENERAL CONDITIONS OF CONTRACT - COMPOSITE WORKS	
Rev. No	0	Page 39 of 104

available to you, and our Bank shall not be released from its obligations under this guarantee by your exercising any of your rights with reference to matters aforesaid or any of them or by reasons of any other act or forbearance or other acts of omission or commission on your part or any other indulgence shown by you or by any other matter or thing whatsoever which under the law would, but for this provision have the effect of relieving our bank from its obligation under this guarantee.

6. We also agree that you shall be entitled at your option to enforce this guarantee against our bank as a principal debtor, in the first instance, notwithstanding any other security or guarantee that you may have in relation to "the Vendor's" liabilities in respect of the premises
7. This guarantee shall not be affected by any change in the constitution of our Bank or "the Vendor" or for any other reason whatsoever.
8. Any claim / extension under the guarantee can be lodge-able at outstation banks or at Bhubaneswar branch and claim will also be payable at Bhubaneswar Branch (to be confirmed by Bhubaneswar Branch by a letter to that effect in case BG is from the branch outside Bhubaneswar)
9. Notwithstanding anything herein contained, our liability under this guarantee is limited to Rs. _____ (Rupees _____) only and the guarantee will remain in force upto and including _____ (Date) and shall be extended from time to time for such period or period as may be desired by "the Vendor".
10. Unless a demand or claim under this guarantee is received by us in writing within one months from _____ (expiry date) i.e. on or before _____ (claim period end date), we shall be discharged from all liabilities under this guarantee thereafter.

Dated at _____ this _____ day of _____ 200__

Witness

- | | |
|----------|--------------------------|
| 1. _____ | Bank's rubber stamp |
| | Banks full address |
| 2. _____ | Designation of Signatory |
| | Bank official number |

Doc. Title	GENERAL CONDITIONS OF CONTRACT - COMPOSITE WORKS	
Rev. No	0	Page 40 of 104

ANNEXURE-D

PROFORMA FOR “NO DEMAND CERTIFICATE” BY ASSOCIATE

(On Company’s Letter head or with Company Seal)

(To be submitted by the Associate to TPCODL Accounts Department at the time of receipt of full and final payment)

(Certificate No. CCP/002)

Name of the Project

Order/ Contract No.

Dated

Name of the Associate

Scheme No. / Job No.

We, M/s. _____ (Associate) do hereby acknowledge and confirm that we have received the full and final payment due and payable to us from TPCODL, in respect of our aforesaid Order No _____ dated _____ including amendments, if any, issued by TPCODL to our entire satisfaction and we further confirm that we have no claim whatsoever pending with TPCODL under the said contract / W.O.

Notwithstanding any protest recorded by us in any correspondence, documents, measurement books and / or final bills etc., we waive all our rights to lodge any claim or protest in future under this contract.

We are issuing this “NO DEMAND CERTIFICATE” in favour of TPCODL, with full knowledge and with our free consent without any undue influence, misrepresentation, coercion etc.

Dated

Signature

Place

Name

Designation

(Company Seal)

Doc. Title	GENERAL CONDITIONS OF CONTRACT - COMPOSITE WORKS	
Rev. No	0	Page 41 of 104

ANNEXURE – E

PROFORMA FOR “INDEMNIFICATION ON STATUTORY COMPLIANCES”

(To be submitted by the successful Bidder within seven days of award of work)

(Certificate No. CCP/001)

Name of the Project

Letter of Award / Contract No.

Dated

Name of the Associate

Scheme No. / Job No.

By this confirmation we, _____
(Associate) are formally bound to M/s. TPCODL towards any sum which may be imposed, levied or hereinafter recovered by the Provident Fund Organization under the provisions of the Employees of the Provident Fund and Miscellaneous Provisions Act 1952 in respect of employees employed by us.

We well and truly bind ourselves and our heirs executors administrators and representatives jointly severally and respectively for the above payment only to be paid to M/s. TPCODL.

AND WHEREAS we, _____ (Associate) is making compliance of the Employees Provident Fund and Miscellaneous Provisions Act 1952, have entered into the above written bond for the indemnity to M/s. TPCODL against all losses from the acts or default of the said Associate in respect of compliance of the Provident Fund Act.

Similarly we hereby confirm that we have complied with all statutory and local laws and nothing is outstanding with regard to Local Sales Tax, Labour Laws, Local Municipal dues, Electricity dues etc. We have entered into the above written bond for the indemnity to M/s. TPCODL against all losses from the acts or default of the said Associate in respect of compliance of the Local Sales Tax Laws, Local Laws, Labour Laws, Local Municipal Dues, Electricity dues etc.

NOW THE CONDITION, of the above written bond is as such that if the Associate during the period of this contract commits any default or fails to make payment of Contributions in respect of his employees to the Employees Provident Fund Organization, he shall indemnify the Principal Employer M/s. TPCODL from all and every loss and damage caused to them from any act, omissions or negligence of the said Associate in respect of compliances under the Employees Provident Fund and Miscellaneous Provisions Act, 1952.

IN WITNESS to the above written bond we have here to set our hands, with our free consent.

Dated

Signature

Place

Name

Designation (Company Seal)

Doc. Title	GENERAL CONDITIONS OF CONTRACT - COMPOSITE WORKS	
Rev. No	0	Page 42 of 104

ANNEXURE-F

**PROFORMA FOR APPLICATION FOR ISSUANCE OF CONSOLIDATED TDS
CERTIFICATE**

To be printed on the letterhead

To,

TP Central Odisha Distribution Limited,

Bhubaneswar

Sub: Application for issuance of Consolidated TDS Certificate for the FY _____

Dear Sir,

I / we hereby request / authorize you to issue me / us a consolidate TDS Certificate for the financial year _____ against tax deducted at source by you from my / our payments / bills during the said year from time to time under Chapter XVII – B of the Income Tax Act, 1961.

For and on behalf of

Signature

Name

Address

Contact No. (Land Line)

(Mobile)

PAN #

Assessing authority

ATTACH THE COPY OF PAN CARD

Doc. Title	GENERAL CONDITIONS OF CONTRACT - COMPOSITE WORKS	
Rev. No	0	Page 43 of 104

ANNEXURE - G

SERVICE LEVEL AGREEMENT

(To be adhered to by Business Associates (BAs) in TPCODL on Human Resource Issues)

1.0 The following shall be adhered to by the Business Associates during his / its association with TPCODL:

Shall Abide by Tata Core Values:

- a) **Integrity** – We must conduct our business fairly, with honesty and transparency. Everything we do must stand the test of public scrutiny.
- b) **Understanding** – We must be caring, show respect, compassion and humanity to our colleagues and customers and always work for the benefit of the communities we serve.
- c) **Excellence** – We must constantly strive to achieve the highest possible standards in our day to day work and in the quality of services we provide.
- d) **Unity** – We must work cohesively with our colleagues across the group and with our customers and partners to build strong relationships based on tolerance, understanding and mutual co-operation.
- e) **Responsibility** – We must continue to be responsible and sensitive to the communities and environments in which we work and always ensuring that what comes from the people; goes back to the people many times over.
- f) **Agility**- We must work in a speedy and responsive manner and be proactive and innovative in our approach.

2.0 The Business Associate / his manager / supervisor who is responsible for managing the project site / performance contract etc. in TPCODL would also ensure adherence of these values by his employees / persons deployed by him in connection with his works undertaken in TPCODL.

3.0 The Business Associates are required to:

- a) Support and respect the protection of human rights and make sure that they are not complicit in human right abuses.
- b) Respect freedom of association and effective recognition of the right to collective bargaining.
- c) Not to resort to any form of forced and compulsory labour.
- d) Shall ensure abolition of child labour in his area of work.
- e) There is no discrimination in respect of employment and occupation in respect of his employees.
- f) Support precautionary approach to environmental challenges.
- g) Promote greater environmental responsibility by himself and his employees in his areas of work.
- h) Deploy and defuse environmental friendly technologies while carrying out the works.
- i) Work against corruptions in all its form including extortion and bribery by himself and his employees.

4.0 The Business Associates are required to adhere to all applicable Labour Laws with special reference to the following:

Doc. Title	GENERAL CONDITIONS OF CONTRACT - COMPOSITE WORKS	
Rev. No	0	Page 44 of 104

- a) No person below the age of 18 years and no child labour will be engaged directly or indirectly for executing the work connected with the business of TPCODL.
- b) Minimum wages along with other statutory dues like PF, ESI, etc. as applicable to the workers shall be made within the prescribed period of 7th / 10th day of the following month.
- c) Deduction / deposit / record keeping and all other requirements under Employees PF Act 1952, Employees State Insurance Act 1948 and other applicable acts (if any) shall be adhered to.
- d) Only statutorily authorized deductions (if any) shall be made in accordance with the relevant statutes.
- e) All the provisions of Contract Labour (R&A) Act 1970 shall be complied with in respect of the workers engaged for TPCODL work. The work will be commenced only after completing necessary formalities for obtaining Labour License (if applicable).
- f) Necessary registers / records, filing of returns etc. shall be maintained for verification by Statutory / TPCODL authorities.
- g) Payment of wages shall be made only in presence of and with certification of authorized representative of TPCODL or shall be made in the form of cheque / bank transfer to the employee.
- h) During the period of contract, the Business Associate will arrange for deployment of his supervisor / manager for total supervision and control of the work and their manpower. All the activities related to their manpower e.g. attendance, leave, wage disbursement etc. will be done under the supervision & control of Business Associates, While adhering to the prescribed standard / norms of production / productivity & quality. During execution of the work, Business Associate shall engage only such qualified / skilled manpower as may be envisaged / required for ensuring level of production / service into the contract / work order.
- i) Clearances as follows shall be obtained from IR & Welfare Group:
 - i. Clearance for commencement (before start of the work).
 - ii. No Objection Certificate (after completion / before final settlement).
 - iii. Copies of PF / ESI Challans shall be deposited with IR & Welfare Group every month
- j) The Business Associate shall indemnify TPCODL from any liabilities under applicable Labour Statutes.
- k) The Business Associate shall ensure safety and health of his employees and shall also maintain hygienic working environment / condition in his area of work.
- l) The Business Associate and his employee shall abide by Laws of Land and shall not violate any applicable provisions.
- m) The Business Associate appreciates with and acquiesces to the right of TPCODL as principal employer to fulfil any of his legal obligations, if he fails to do so under applicable labour laws and deduct the same from his running bills / final payments / encashing security deposit / Bank Guarantee as the case may be. If there is any further shortfall TPCODL has the right to recover the same from the Business Associate.
- n) The Business Associate ensures that person employed by him adhere to the moral and legal conduct and shall not violate any standard conduct envisaged in the premise of

Doc. Title	GENERAL CONDITIONS OF CONTRACT - COMPOSITE WORKS	
Rev. No	0	Page 45 of 104

TPCODL by all such as, Transparency, Safety, Discipline, Integrity etc. The Business Associate or his employees should refrain from corrupt practices, giving or taking bribe in connection with any TPCODL business.

5.0 The 'Statutory Compliance Enforcement System' in TPCODL is detailed below for adherence by all concerned. Business Associate Cell (BA Cell) will be the process owner for implementation of the system with the help of concerned Engineer I/c or Officer I/c.

- a) Statutory Compliance being a professed value in TPCODL Code of Conduct, the concerned Engineer / Officer in charges are requested to adhere to the provisions and advise respective Business Associates in their domain to comply in letter and spirit.
- b) Immediately after issuance of letter of intent, the authorized representative of the Business Associate will report to BA Cell for completion of statutory requirements.
- c) Normally, the work will be started only after 'Clearance for Commencement of Work (CCW)' is issued by BA Cell to the Business associate. However in exceptional exigencies in engineer I/c / Officer I/c may direct the Business Associate to start the work and inform BA Cell about the same. Statutory requirements in this case may be completed in parallel.
- d) First monthly bill will be released only after producing CCW to the finance department. Similarly closure of work and final settlement will be affected after issuance of no objection certificate from BA Cell group.

6.0 Requirements for 'Clearance for Commencement of Work' (CCW):

- a) Submission of filled up Form 'A' for database (Annexure-1).
- b) Copy of PF Code allocation letter.
- c) Copy of ESI Code allocation letter.
- d) Submission of duly filled up Form IV CL(R&A) act (In case more than or equals to 20 workers during the period of contract).
- e) Submission of duly filled up Form VI A (Notice of Commencement).
- f) Copy of insurance cover note under WC Act 1923 (if applicable).
- g) Copy of Contract Agreement.
- h) Copy of indemnity bond (if applicable).
- i) Affidavit with regard to payment of wages through cheque / bank transfer only.

7.0 Requirements during execution of work:

- a) Copy of receipt of application for license / license (if applicable).
- b) Copy of PF Challan (latest by 26th day of every Month).
- c) Copy of ESI Challan (latest by 26th day of every Month).
- d) Copy of Wage disbursement sheet / Bank statement.
- e) Filing / Maintenance of all statutory registers / reports / returns for inspection by Statutory/ TPCODL authorities.
- f) Certification of wage disbursement by authorized representative of TPCODL.
- g) Copy of 'Labour Welfare Fund' deposit certificate / Challan.
- h) Insuring safe working practices at the work place.

8.0 Requirements for 'No Objection Certificate' (NOC) for closure of work:

- a) Submission of duly filled up Form VI A (Notice of Completion).
- b) Copy of Half yearly / Annual return for ESI / PF / CL(R&A).

Doc. Title	GENERAL CONDITIONS OF CONTRACT - COMPOSITE WORKS	
Rev. No	0	Page 46 of 104

- c) Consolidated copy of wage sheet of last month indicating full & final settlement of all dues like retrenchment benefit, bonus, leave encashment etc. Copy of individual declaration by employees in Form X regarding termination of employment.
- d) Confirmation certificate regarding filling up of form for transfer / withdrawal of PF by the concerned workers.

In case any of the above are deviated / not complied with the Letter of Award/Order shall be liable to be withdrawn / cancelled.

Enclosure:

- 1) Form A
- 2) Form X
- 3) Form XI
- 4) Form VI A
- 5) Form XXIV

GENERAL CONDITIONS OF CONTRACT

Doc. Title	GENERAL CONDITIONS OF CONTRACT - COMPOSITE WORKS	
Rev. No	0	Page 47 of 104

FORM (A)

[To be submitted by the Business Associate to the Principal Employer within a week from LoA issuance]

A. Details of the Agency

1. Name of Agency :
2. Nature of work :
3. Local Address with Ph.No. :
(With Father's name) :
4. Permanent Address (Full) :
5. PF code no. & Place :
6. ESI Code no. & Place :
7. Name and address of :
Sub-contractor (if any)

B. Details of Work

8. Name of work (as specified in LOI/LOA) :
9. LOI/LOA Nos. & Dates :
10. Period of contract (Specify Dates) :
[Including Extension period, if any] :
11. Work Area [Department / Location] :
12. Name / Cell no. of Officer I/c :
13. Maximum No. of workers and staff to be engaged on any day during the year.
 - Supervisory Staff :
 - Workers :
14. Do you have any other contract in TPCODL : Yes/No
If yes, furnish details:

15. Details of Workmen’s compensation Policy, if applicable

Name of Insurance Company
Policy No Number of persons covered
 Period of coverage: From To

If no, I hereby undertake the liability arising out of Workmen’s Compensation Act and Rules made there under.

C. Details of workers to be engaged

No. of Workers

S. No.	Unskilled*	Semi-skilled*	Skilled*	Clerical / Supervisory

*** Number to be indicated**

I/We shall fulfill all obligations arising from and under all relevant law in force from time to time. I/We undertake to keep the TPCODL indemnified against any loss or liability arising out of failure of my / our abiding the relevant laws.

The name of my / our representatives is to enter the TPCODL Premises on my behalf.

Date:

**(Signature of the Business Associate
 or his Authorized Representative)**

This Business Associate is / will be engaged in TPCODL.

**(Signature and seal of
 Officer I/c of the Work)**

Doc. Title	GENERAL CONDITIONS OF CONTRACT - COMPOSITE WORKS	
Rev. No	0	Page 49 of 104

Form X

Undertaking

I _____ hereby undertake that all the dues in respect of my employment with M/s _____ for the period of _____ to _____ have been settled and final payments including retrenchment benefit have been made to me in full.

(_____)

Date:

GENERAL CONDITIONS OF CONTRACT

Doc. Title	GENERAL CONDITIONS OF CONTRACT - COMPOSITE WORKS	
Rev. No	0	Page 50 of 104

Form XI

Undertaking

With reference to the contract job awarded by M/s TP Central Odisha Distribution Limited to M/s _____ vide work order No. _____ dated _____

I _____ on behalf of

M/s _____ hereby undertake:

1. that the dues in respect of the workmen/ employee(s) engaged by us for the said contract, payable as per the provisions of relevant statute pertaining to

- i. wages/ salary
- ii. PF & ESI, Bhubaneswar Labour Fund
- iii. All other statutory obligation

has been paid /settled in full and no amount/ compliance is due/ pending.

2. That in case any dispute / claim is raised by the concerned workers i.r.o. any dues / payments, M/s _____ will settle the same on it's own and such liability will be borne by M/s _____

3. That M/s _____ hereby indemnify M/s TPCODL from any future liability i.r.o. any statutory obligation in respect of said contract.

Date:

()
Authorized Signatory

For M/s _____

Doc. Title	GENERAL CONDITIONS OF CONTRACT - COMPOSITE WORKS	
Rev. No	0	Page 51 of 104

FORM- VI A

Notice for Commencement /Completion of contract work

I/We, Sh. / M/s _____ (Name and Address of the Contractor) hereby intimate that the contract work _____ (name of work) in establishment of the _____ (name and address of the Principal Employer) for _____ which License No. _____ dated _____ has been issued to me/us by the Licensing Officer _____ (name of the Headquarters), has been commenced / completed with effect from _____ date / on date.

Signature of Contractor

With Office Seal

The Inspector

FORM XXIV

[See Rule 82(1)]

Return to be sent by the Contractor to the licensing Officer (in duplicate)

Half -Yearly Ending _____

1. Name and address of the Contractor
2. Name and address of the Establishment
3. Name and address of the Principal Employer
4. Duration of Contract: From _____ to _____
5. No. of days during the half year on which
 - (a) the establishment of the principal employer had worked
 - (b) the contractor's establishment had worked
6. Maximum No. of contract labour employed on any day during the half -year:

Men	Women	Children	Total

7.
 - (i) Daily hours of work and spread over
 - (ii) (a) whether weekly holiday observed and on what day
(b) if so, whether it was paid for
 - (iii) No. of man – hours of overtime worked

8. No. of man days worked by

Men	Women	Children	Total

9. Amount of wages paid

Men	Women	Children	Total

10. Amount of deductions from wages, if any

Men	Women	Children	Total

Whether the following have been provided –

- (i) Canteen : _____
- (ii) Rest rooms : _____

Doc. Title	GENERAL CONDITIONS OF CONTRACT - COMPOSITE WORKS	
Rev. No	0	Page 53 of 104

(iii) Drinking water : _____

(iv) Crèches : _____

(v) First Aid : _____

Signature of contractor

Place _____

Date _____

GENERAL CONDITIONS OF CONTRACT

Doc. Title	GENERAL CONDITIONS OF CONTRACT - COMPOSITE WORKS	
Rev. No	0	Page 54 of 104

ANNEXURE – H

UNDERTAKING FOR COMPETENCE OF WORKMEN

Name of Associate :

Tender No. :

Item :

With reference to the tender mentioned above, I/We _____, hereby undertake that the workmen/ employee(s) engaged by M/s _____ for the job against said tender shall be competent in all respect, commensurate to the nature of job.

Date:

()

Authorized Signatory

For M/s

Seal

GENERAL CONDITIONS OF CONTRACT

ANNEXURE-I

BUSINESS ASSOCIATE FEEDBACK FORM

With an objective to improve our internal processes and systems, and serve you better, we solicit your valuable feedback & suggestions. It is estimated that it will take about 10 minutes to complete this survey. We assure you that your feedback shall be kept confidential. Please send the duly filled feedback form in the "TPCODL addressed - attached envelop"

You are associated with us as

- OEMs Service Contractor Material Suppliers Material & Manpower Supplier

You are associated with us for

- Less than 1 year More than 1 year but less than 3 years More than 3 years

Your office is located at

- Bhubaneswar Within 200 kms from Bhubaneswar More than 200 kms from Bhubaneswar

Your nearly turnover with TPCODL

- Less than 25 Lacs 25 Lacs to 1 Crore More than 1 Cr.

Additional information

Your Name	
Your Designation	
Your Organization	
Contact Nos.	
Email	

We once again thank you for your participation in this survey. Please spare 10 minutes to give your feedback on following pages (Section A to E)

SECTION - A

(Please ✓ mark in the relevant box and give your remarks / suggestions / information for our improvement.).

S. No.	Parameters	1	2	3	4	5	Remarks/ Suggestion
		Do Not Agree	Slightly in Agreement	In Fair Agreement	Mostly in Agreement	Fully Agree	
1	You receive all relevant queries / tenders from us in timely manner.						
2	We provide you enough lead time to respond to our queries / tenders.						
3	We provide you adequate support (drawings, documents, clarifications, briefing etc.) to enable you meet our requirements.						
4	All following elements of our contract / purchase order are rational :						
4.1	Scope of Work						
4.2	Delivery / Execution Schedule						
4.3	Payment Terms						
4.4	Liquidated Damages						
4.5	Performance Guarantee						
5	Our purchase orders / contracts are simple, specific & easy to understand						
6	TPCODL demonstrate willingness to be flexible in administration of Contract / Purchase Order						
7	We provide timely responses / clarifications to your queries						
8	TPCODL representative you interact / coordinate with is adequately empowered to support you in meeting contractual obligations						
9	TPCODL provide you all necessary infrastructure support for timely and quality completion of work (including AMC)						
10	TPCODL Engineer-in-Charge timely certifies the jobs executed/ material supplied						

S. No.	Parameters	1	2	3	4	5	Remarks/ Suggestion
		Do Not Agree	Slightly in Agreement	In Fair Agreement	Mostly in Agreement	Fully Agree	
11	TPCODL Engineer-in-Charge efficiently supervises the job execution for timely completion of job						
12	BIRD (Bill Inward Receipt Desk) initiative has improved payment disbursement process						
13	Our approach for Inspection and Quality Assurance effective to expedite project completion?						
14	TPCODL never defaults on contractual terms						
15	In TPCODL Contracts closure is done within set time limit						
16	Our material receiving procedures are well defined and efficiently deployed to reduce mutual inconvenience						
17	Bank Guarantees are released in time bound manner						
18	Our processes related to payment / account settlement are effective.						
19	You get payments on time						
20	TPCODL Employees follow Ethical behaviour						

SECTION - B

(Please rate the following parameters on a scale of 1 to 5, where 1 - Minimum; 5 - Maximum)

SN	Parameters	1	2	3	4	5	Remarks/ Suggestion
1	How do you rate courtesy/ empathy/ attitude level and warmth of TPCODL employees you interact with from following team?						
1.1	Project Engineering						
1.2	Division / Sub-Division						
1.3	Projects/HOG						
1.4	Inspection & Quality Assurance						
1.5	Stores						
1.6	Metering & Billing						
1.7	Accounts / Finance						
1.8	Administration						
1.9	IT & Automation						
2	How would you rate TPCODL in comparison to your other clients in terms of fairness of treatment and transparency with its Business Associates?						
3	How would you rate TPCODL in comparison to your other clients in terms of processes and systems to manage partnership with its Business Associates						
4	How would you rate TPCODL in comparison to your other clients in terms of building long term & mutually relationship with its Business Associates						

SECTION-C

Please ✓ mark in the relevant box and give your remarks / suggestions / information for our improvement.

SNo	Parameters	Certainly NO	Probably NO	Probably YES	Certainly YES	Remarks/ Suggestion
1	Based on your experience with TPCODL, would you like to continue your relationship with TPCODL?					
2	If someone asks you about TPCODL, would you talk "positively" about TPCODL?					
3	Would you refer TPCODL name to others in your community, fraternity and society as a professional & dynamic organization?					

SECTION - D

If we ask you to rate us on a scale of 1 to 10, how will you rate TPCODL, that truly represents your overall satisfaction with us (please tick appropriate box) -

1	2	3	4	5	6	7	8	9	10
---	---	---	---	---	---	---	---	---	----

Doc. Title	GENERAL CONDITIONS OF CONTRACT - COMPOSITE WORKS	
Rev. No	0	Page 60 of 104

SECTION – E

Please ✓ mark in the relevant box and give your remarks / suggestions / information for our improvement.

Please spare your thoughts for TPCODL's improvement in particular areas of weaknesses, particularly relating to some great practices, attitudes that you have seen elsewhere in Indian and International Organizations, which you recommend TPCODL to adopt. Please give your valuable salient recommendations.

Please spare your thoughts for TPCODL's improvement in particular areas of major concerns for you. We also welcome your suggestions to adopt any best practices, altitudes that you have observed / experienced elsewhere in Indian/ International organization.

Recommendation	<i>Please tick (✓) your top 5 expectations out of the following 10 points listed below -</i>	
(Please list down improvement you expect from TPCODL)	<i>Timely payment</i>	
1	<i>Flexibility in Contracts/PO</i>	
	<i>Clarity in PO,s & Contracts</i>	
2	<i>Timely response to quarries</i>	
	<i>Timely certification of works executed</i>	
3	<i>Clarity in Specs, drawings, other docs etc.</i>	
	<i>Adequate information provided on website for tender notification, parties qualified etc.</i>	
4	<i>Timely receipt of material at site for execution</i>	
	<i>Performance Guarantee/EMD released in time</i>	
5	<i>Inspection & quality assurance support for timely job completion</i>	

We thank you for your time and courtesy!!

Doc. Title	GENERAL CONDITIONS OF CONTRACT - COMPOSITE WORKS	
Rev. No	0	Page 61 of 104

ANNEXURE-J

ACCEPTANCE FORM FOR PARTICIPATION IN REVERSE AUCTION EVENT

(To be signed and stamped by the bidder prior to participation in the auction event)

In a bid to make our entire procurement process more fair and transparent, TPCODL intends to use the reverse auctions through SAP-SRM tool as an integral part of the entire tendering process. All the bidders who are found as technically qualified based on the tender requirements shall be eligible to participate in the reverse auction event.

The following terms and conditions are deemed as accepted by the bidder on participation in the bid event:

1. TPCODL shall provide the user id and password to the authorized representative of the bidder. *(Authorization Letter in lieu of the same shall be submitted along with the signed and stamped Acceptance Form).*
2. TPCODL will make every effort to make the bid process transparent. However, the award decision by TPCODL would be final and binding on the supplier.
3. The bidder agrees to non-disclosure of trade information regarding the purchase, identity of TPCODL, bid process, bid technology, bid documentation and bid details.
4. The bidder is advised to understand the auto bid process to safeguard themselves against any possibility of non-participation in the auction event.
5. In case of bidding through Internet medium, bidders are further advised to ensure availability of the entire infrastructure as required at their end to participate in the auction event. Inability to bid due to telephone line glitch, internet response issues, software or hardware hangs, power failure or any other reason shall not be the responsibility of TPCODL.
6. In case of intranet medium, TPCODL shall provide the infrastructure to bidders. Further, TPCODL has sole discretion to extend or restart the auction event in case of any glitches in infrastructure observed which has restricted the bidders to submit the bids to ensure fair & transparent competitive bidding. In case an auction event is restarted, the best bid as already available in the system shall become the start price for the new auction.
7. In case the bidder fails to participate in the auction event due any reason whatsoever, it shall be presumed that the bidder has no further discounts to offer and the initial bid as submitted by the bidder as a part of the tender shall be considered as the bidder's final no regret offer. Any offline price bids received from a bidder in lieu of non-participation in the auction event shall be outrightly rejected by TPCODL.
8. The bidder shall be prepared with competitive price quotes on the day of the bidding event.
9. The prices as quoted by the bidder during the auction event shall be inclusive of all the applicable taxes, duties and levies and shall be FOR at TPCODL site.
10. The prices submitted by a bidder during the auction event shall be binding on the bidder.
11. No requests for time extension of the auction event shall be considered by TPCODL.
12. The original price bids of the bidders shall be reduced on pro-rata basis against each line item based on the final all inclusive prices offered during conclusion of the auction event for arriving at Contract amount.

Signature & Seal of the Bidder

ANNEXURE-K

To,

DGM (Finance)

The TP Central Odisha Distribution Limited
Bhubaneswar

Sub: e-Payments through National Electronic Fund Transfer (NEFT) OR Real Time Gross Settlement System (RTGS)

Dear Sir,

We request and authorize you to affect e-payment through NEFT/RTGS to our Bank Account as per the details given below:-

Vendor Code :

Title of Account in the Bank :

Account Type :

(Please mention here whether account is Savings/Current/Cash Credit)

Bank Account Number :

--	--	--	--	--	--	--	--	--	--	--	--	--	--	--	--	--	--	--	--

Name & Address of Bank :

Bank Contact Person's Names :

Bank Tele Numbers with STD Code :

Bank Branch MICR Code :

--	--	--	--	--	--	--	--	--	--	--	--	--	--	--	--

(Please enclose a Xerox a copy of a cheque. This cheque should not be a payable at par cheque)

Bank Branch IFSC Code :

--	--	--	--	--	--	--	--	--	--	--	--	--	--	--	--

(You can obtain this from branch where you have your account)

Email Address of accounts person (to)

Doc. Title	GENERAL CONDITIONS OF CONTRACT - COMPOSITE WORKS	
Rev. No	0	Page 63 of 104

send payment information)

Name of the Authorized Signatory :

Contact Person's Name :

Official Correspondence Address :

We confirm that we will bear the charges, if any, levied by our bank for the credit of NEFT/RTGS amounts in our account. Any change in above furnished information shall be informed to TPCODL well in time at our own. Further, we kept TPCODL indemnified for any loss incurred due to wrong furnishing of above information.

Thanking you,

For _____

(Authorized Signatory)

(Signature with Rubber Stamp)

Certification from Bank:

We confirm that we are enabled for receiving NEFT/RTGS credits and we further confirm that the account number (specify Bank a/c no.) of (Please mention here name of the account holder), the signature of the authorized signatory and the MICR and IFSC Code of our branch mentioned above are correct.

This also is certified that the above information is correct as per Bank record

(Manager's/ Officers Signature under Bank Stamp)

ANNEXURE-L
CONTRACTOR SAFETY MANAGEMENT SYSTEM

1. OBJECTIVE

The objective of the Contractor Safety Management System is to lay down clear guidelines for all Business Associates (including their associates, staff and agents) which would facilitate them to observe all statutory rules and regulations, comply with applicable standards of Central Electricity Authority (Measures relating to safety and electric supply) Regulations, 2010 & (safety requirements for construction, operation and maintenance of electrical plants and electric lines) Regulations, 2011, TPCODL Safety Manual and Guidelines and thus, ensure creation of safe working environment for all stakeholders of our network.

2. SCOPE

All contracts (minor and major) will be subject to the provisions of this document.

Minor Contracts: Contracts which satisfy all the criteria listed under the head "Minor Contracts".

Major Contracts: Contracts which satisfy any two or more criteria listed under the head "Major Contracts"

Criteria	Minor Contracts	Major Contracts
Value of Contract	< Rs. 1500000/- (less than Rs. Fifteen Lac)	>= Rs. 1500000/- (Equal or more than Rs. Fifteen Lac)
Period	Period less than 1 year	Any period
Working on energized electrical equipment	No	Yes
Working on height (above 1.8 Mtrs from ground)	No	Yes
Work involving construction activity	No	Yes
Working with hazardous goods or chemicals	No	Yes
Work involving danger to general public	No	Yes

Note: Exceptions for major and minor contract are – in house software development, supply of material or equipment but no direct or indirect installation of the same material, administration contracts (courier, water supply, printing, security, transport, etc.), minor civil work like plastering at ground level or flooring, etc. The facility management (housekeeping) contract will always be treated as a minor contract.

Doc. Title	GENERAL CONDITIONS OF CONTRACT - COMPOSITE WORKS	
Rev. No	0	Page 65 of 104

3. INFORMATION REQUIRED AT TIME OF VENDOR REGISTRATION OR BEFORE COMMENCEMENT OF CONTRACT

- 3.1 Business Associate is required to fill the Safety Management System Questionnaire as per *annexure 1* and submit along with the vendor registration process / bid / tender document. The filled questionnaire will be scrutinized by Engineer In-charge / indenting group and recommend suitability of the BA with respect to safety requirements. The fulfilment of statutory requirements for vendor registration pertaining to labour laws etc. shall be done by BA Cell on being referred to it.
- 3.2 Business Associate is required to take suitable risk control measures mentioned against the identified Hazards and Risk document provided for all contracts as per *annexure 2*. The primary objective of this is to evaluate the understanding of the BA towards risk mitigation and employment of safe work procedures. BA is required to conduct the Hazard identification and Risk Assessment study as per the procedure and deploy more or other measures if deemed necessary.
- 3.3 Business Associate shall comply with **Statutory Requirements related to Safety and Occupational Health** and submit the "Safety Undertaking" as per *annexure 4*.

4. GENERAL SAFETY CONDITIONS REQUIRED TO BE FULFILLED BY BUSINESS ASSOCIATES

The requirements of the contractor safety management system applicable to the minor or major contracts related to various groups are as following –

- 4.1 Maintenance of Distribution Network – *Annexure 3.1*
- 4.2 Distribution Projects – *Annexure 3.2*
- 4.3 EHV Projects – *Annexure 3.3*
- 4.4 Maintenance of Sub transmission network – *Annexure 3.4*
- 4.5 Civil / Generation Projects – *Annexure 3.5*
- 4.6 Meter Management Group (MMG), Revenue Recovery Group (RRG), Energy Auditing Group, AML, MRG, etc. – *Annex3.6*
- 4.7 Maintenance and Operation of Street Light. – *Annexure 3.7*

1. *Please note that hydra cranes used by any dept should be ACE Model No. FX 150 ACE SX 150, Escorts Model No. TRX 1550 or contemporary. Use of old generation hydra cranes like ACE 14XW or ACE 12 XW, etc are prohibited.*

(Details as per Annexure attached)

Note: *For minor contracts, the BA shall assign the duties of Safety Representative to the Work Supervisor. Work Supervisor will deliver all duties and responsibilities of Safety Supervisor as detailed in this document.*

The Business Associate (BA) having major contract will appointing Safety supervisor, engineer / manager for the TPCODL work. The BA shall make all necessary arrangements for getting their workforce safety trained and competency checked from the concerned official of TPCODL before deployment in the field. BA Cell shall recommend the suitability after competency checked by Engineer In-charge and SAFETY group (or his representative) of TPCODL. After getting the clearance from concerned official, BA cell and receiving temporary I-card issued by TPCODL, Business Associate shall commence the working.

Safety Representative of Business Associates will formally become the nodal point for safety concerns for TPCODL. **BA shall not frequently transfer or terminate the services of any of the safety representatives appointed for TPCODL work site. BA needs to ensure**

Doc. Title	GENERAL CONDITIONS OF CONTRACT - COMPOSITE WORKS	
Rev. No	0	Page 66 of 104

that Safety representative is available at all points of time; failing which the work being carried out in the interim (period when Safety representative is not available) shall be treated as working under improper supervision and due penal provisions shall be initiated against the BA. BA will be required to provide all applicable infrastructure and power to ensure smooth working of the safety representative to maintain a sound safety management system. **In all contracts safety representative will not be assigned any other activity at site apart from the works related to safety management. The duties are detailed in clause 5.5 of this document.** TPCODL will be auditing the facilities provided to the BA's safety team time to time.

The Safety Representative of the BA shall be required to meet and follow the instructions of the Engineer In-charge and SAFETY Group of TPCODL. He shall be responsible for providing the MIS and/or any other relevant information, as and when desired, within the stipulated time frame as per the requirements of TPCODL. Any non-conformance to safety will lead to the negative marking or issue of safety violation challan/ tokens which shall affect the monthly evaluation and performance of BA.

All contracts where BA has to depute vehicle for their staff and equipment to move from one location to other, the BA shall ensure that vehicle complies all required statutory clearances and requirement as per The Motor Vehicle Act, 1988 as well as TPCODL Road Safety Policy and are in good & safe state of working.

5. QUALIFICATION AND EXPERIENCE OF THE SAFETY AND SITE PERSONNEL

Qualification and experience required for the safety and site personnel are as following:

5.1 Safety Supervisor: It is mandatory that educational qualification of safety supervisor be ITI (of relevant trade) / Diploma (Any branch of engineering) and he has a working experience on electrical system / relevant field of work at least 5 yrs for ITI and 3 years for Diploma holder. Having formal experience of the safety systems will be an added advantage

5.2 Safety Engineer: It is mandatory that educational qualification of safety engineer be at least Diploma (relevant branch) and he has working experience on electrical system of at least 3 yrs. Having the formal experience of the safety systems will be an added advantage.

5.3 Safety Manager: The educational qualification of safety manager should be graduate engineer with working experience on electrical system / network of at least 3 yrs. OR Diploma in Industrial Safety with working experience of 05 years including at least 02 years on electrical network.

However, clause 5.1, 5.2 and 5.3 are not applicable for minor contracts. In such cases, BA shall assign the duties of Safety Representative to the Work Supervisor. Work Supervisor will deliver required duties of Safety Representative (as per clause 5.5) in addition to other duties without diluting the importance of safety.

5.4 Site Skilled Personnel: For all responsibility related to site activities and operations, the BA shall employ only qualified and skilled persons and shall comply the provisions of section 19 & 29 of Central Electricity Authority (Measures relating to safety and electric supply) Regulations, 2010. Persons holding valid approvals only by any Government approved agency or a competency assessment panel or a team set up by TPCODL

Doc. Title	GENERAL CONDITIONS OF CONTRACT - COMPOSITE WORKS	
Rev. No	0	Page 67 of 104

shall be allowed to perform the High Risk / High Hazard activities (refer page 1). The skill / qualification required for the electrician and electrical supervisor are given in *annexure 5*. The contracts related to maintenance of Distribution Network, Distribution Projects, EHV Projects, maintenance of Sub-Transmission Network, MMG & EAG, maintenance and operation of street lights, shall preferably have at least 20 per cent of ITI qualified electricians in the first year of the contract. This figure shall preferably be incremented by 15 per cent every subsequent year.

Note: For the competency assessment may please refer the work instructions. An employee shall have to necessarily undergo the competency assessment check once in every eighteen months.

5.5 Requirements from the Safety Representative(s) of the Business Associate:

- 5.5.1 Safety training of 2 hrs/employee/month and one day of safety induction training to all new employees joining the BA will be conducted by the BA as per Safety training modules of TPCODL.
- 5.5.2 Safety Talk / tool box talk before start of shift to BA employees.
- 5.5.3 Ensuring the availability & proper usage of the standard safety equipment (PPE)
- 5.5.4 Periodic inspection of PPE to ensure their serviceability and maintaining the 10% buffer stock of standard PPEs.
- 5.5.5 Ensuring the adherence to standard operating procedures of TPCODL as mentioned in TPCODL Safety standard and O & M and concerned function's manual.
- 5.5.6 Safety inspections / audits as per the process of TPCODL
- 5.5.7 Working in close coordination SAFETY Group of TPCODL.
- 5.5.8 Reporting of unsafe acts, unsafe conditions, near miss, incident or accident to Engineer In-Charge and SAFETY Group of TPCODL immediately after its occurrence.
- 5.5.9 Regular HIRA at site and comply the control measures as stated in the detailed HIRA as per the *annexure 2*. Also deployment of JSA based checklist shall be ensured.
- 5.5.10 Ensuring compliance with safety and other laws as may be applicable and providing for safety assurance.

5.6 Training and Syllabus: The BA shall not deploy any person at work place / site or send newly recruited personnel directly to concerned official for competency assessment without Safety Induction Training.

5.6.1 All new BA employees have to necessarily undergo one and half days Safety training and Competency assessment at training centre of BA cell. This training will be conducted once in a week. After the completion of Safety training & Competency assessment I-card will be issued to all competent BA employees

5.6.2 BA is expected to initially train and judge the capability of the workman at his own end before further recommending the workmen for Competency assessment. If any BA workman sent for competency assessment. In case any BA workman fails in the Competency test at concerned official, it will be deemed that BA has not imparted sufficient training at his end and actual cost of training ₹ 7500/ BA employee/ failed attempt will be recovered.

5.6.3 The workers who have imparted Safety Training and issued I-Cards of TPCODL, are not deployed at TPCODL worksites/ voluntarily left the job by workers/ used somewhere else other than TPCODL by the BA, in that case Management reserves the rights to intervene and recover the actual cost of training i.e. ₹ 7500/BA employee. (*Exempted for attrition rate of BA workers less than or equal to 10% of total workforce deployed at TPCODL*)

Doc. Title	GENERAL CONDITIONS OF CONTRACT - COMPOSITE WORKS	
Rev. No	0	Page 68 of 104

5.7 It is desired that Safety representative of the BA to impart the general safety training to each employee of duration 2 hrs per month. The training will be organized at BA level and the record to be sent to engineer in-charge and SAFETY group of TPCODL every month. Please refer schedule and syllabus in *annexure 6*.

List of Personal Protective Equipment (PPE) and Maintenance schedule: BA shall commence the project or any work only when the required PPE are made available to the team of employees involved in the work. Each PPE of BA shall be checked / inspected by the safety representative / supervisor at zone before the work start or as prescribed in the list. Safety representative shall regularly check the healthiness of each PPE allocated to lineman. Suitable record shall be maintained at zone. Defective PPE shall be immediately replaced or within 24 hours by the BA. In no case linemen or any other official of BA may be allowed to work with defective PPE. It is preferred that BA ensures minimum stock of each PPE at zone for immediate replacement with defective one. The PPE shall be IS / BS / CE marked and exactly as per the standard or specification mentioned in the *annexure 7*. Working without PPE / non-standard PPE shall be treated as safety violation and penalty as stated in section 6.0 of this document. If TPCODL finds that BA has not provided the adequate / appropriate PPE to their staff, TPCODL reserves the rights to stop the work and call the BA to provide appropriate PPEs at the risk. If the BA fails to provide the required PPEs at the risk then the same shall be provided by TPCODL at the actual cost of the PPE. The amount shall be charged to BA and same shall be first recovered from the current bill of BA or any future payment to be made to BA. In the event of any balance amount still left for recovery, the same shall be adjusted against retention amount or by invoking bank guarantee submitted by BA.

5.8 Safety Audit / Inspection & HIRA: The BA shall get the required safety inspection / audit conducted by his technical team comprising of safety representative as per the *annexure 8*. The safety representative will be required to conduct the HIRA (Hazard Identification and Risk Assessment) as per *annexure 2* of the process and work undertaken at least two times in a year or every time if a new process / activity / machine is introduced or whenever an accident take place. The risk identified to be addressed suitably with –

- Engineering Control
- Management Control, and
- Personal Protective Equipment.

The safety representative of BA shall inform and educate for the identified risk and hazard control methods to employees, supervisor and engineer as well as the engineer in-charge and SAFETY group of TPCODL.

5.9 Safety Performance and Safety MIS: The BA shall maintain good practice of safety all through the contract duration. Safety shall always be of paramount importance during the contract period. Safety performance will be monitored on yearly basis throughout the period and no relaxation will be given for bad performance. BA with good track record and excellent performance will be rewarded suitably as per clause 6.0 of this document. The BA has to provide monthly “Performance Report – Safety” to engineer in-charge and SAFETY group TPCODL this shall be part of monthly bill along with training details. Performa of the report is enclosed as *annexure 9*.

5.10 Pre – Employment Medical Check-up and Fitness of employees engaged for the critical works: The BA shall submit the health fitness certificate for all those workers involved in climbing the pole or working at height for following diseases:

5.10.2 Epilepsy

Doc. Title	GENERAL CONDITIONS OF CONTRACT - COMPOSITE WORKS	
Rev. No	0	Page 69 of 104

- 5.10.3 Colour blindness
- 5.10.4 Deafness
- 5.10.5 Vertigo & height phobia

Every year BA will give an undertaking stating that all the employees are fit to work and have not developed aforesaid diseases. The Record of such medical check-ups shall be submitted to BA Cell before issue of temporary identity card. The records shall be maintained at BA Cell. All such medical check-ups shall be repeated once in a year for all workers involved in climbing the pole or working on electrical network.

6. REWARD AND PUNITIVE MEASURES

6.1 To support the enforcement of good SHE & DM practices by the Business Associate and to eliminate repeated or continuing safety violations, use of appropriate reward and punitive measures shall be made. Each unsafe act or violation of the safety guidelines as described in the Safety Manual of the TPCODL will be audit criteria of this system. Broadly the measures identified are following:

- 6.1.1 Working without PPE/ Safety Gadgets
- 6.1.2 Working without proper tools and tackles, barricading, Poor condition of Crane / Hydra / Vehicle, using without certification / Licence, Incompetent driver/ Helper
- 6.1.3 Working without creation of effective safety zone
- 6.1.4 Improper Supervision at worksite, Lineman/ Supervisor working without competency
- 6.1.5 Working without adherence to PTW process or authorization/ not adherence to SOPs / W.I. of TPCODL.
- 6.1.6 Improper Working at height equal to or above 1.8 mtrs without taking proper fall protection measures/ Poor condition of Ladder

6.2 Measures of Reward and Punitive Measures

The Engineer In-Charge, NSO, SC, ASOs, CSI / SIs and SHE &DM group will conduct the surprise audits of the work / project and if any non-conformance is found the same will be booked and entered in the format "Safety Violation Record" *annexure 10*. The flow of the information is given below:

Safety Violation Escalation & Monitoring process	
Action	Responsibility
Safety Violation form has been filled and counter foil sent to SAFETY team for information. The main form is to be given to BA supervisor / Engineer in-charge. <i>(Automatically generated if Site audit done through Mobile App.)</i>	Engineer In-charge/ NSO / SC / SAFETY Group /CSI/ ASO/ Any authorised TPCODL official.
↓	
Entry of the violation in the master record and sending the information to concerned Manager, HoG, HoD, Head and Chief (O &S). <i>(Automatically generated if Site audit done through Mobile App.)</i>	SAFETY Group
↓	
Forwarding the information Centralized Account Payable (CAPS) for amount deduction from the current bill of the BA,	Engineer In-charge

<i>if any.</i>	
↓	
HoG (Safety – II) & HoG (Safety & Quality – Commercial) and CAPS to generate the MIS of the violations and the amount deducted.	SAFETY Group
↓	
The pool of the amount generated after the deduction to be utilized in safety welfare of BA employees.	SAFETY Group with approval of CFO/Chief (O & S) /CEO&MD

The safety violations have been rated from 1 to 5 (figure 6.3) as per the gravity of the violation. If the same violation is repeated it may escalate into a higher penalty. If a particular Business Associate employee violates safety norms three times, he shall not be allowed to work in TPCODL for a period of one year from the date of the 3rd violation.

6.3 Safety Violation Escalation Matrix

6.3.1

Consequence of Safety Violation Observed (Not related to Incident/ Accident)		Violation				Subsequent Violations
S.No.	Safety Violation	1st	2nd	3rd	4th	
1	Working without PPE (Helmet/Gloves/Safety Harness/ Safety Shoes etc.)	A	B	C	D	Will attract the same penalty as applicable in the 4th violation.
2	Improper Working at Height	A	B	C	D	
3	Working without proper tools and tackles	A	B	C	D	
4	Poor condition of Crane/Hydra/ Vehicle/Incompetent driver/ Helper	A	B	C	D	
5	Violation of SOP/ WI	B	C	D	E	
6	Working without adherence to PTW process or authorization/ Safety Zone	C	D	E		
Legend	Action to be taken	Responsibility	Penalty Amount (in Rs.)		The number of violations are to be calculated cumulatively over the contract period and not on monthly basis.	
A	Warning letter	Engineer Incharge	Nil			
B	Levy of Penalty	Engineer Incharge	2,000			
C	Memo to BA & Levy of Penalty	Head of Group	4,000			
D	Memo to BA & Levy of Penalty	Head of Department	10,000			
E	Memo to BA, Levy of Penalty and termination of Contract	Head of Department	1,00,000			

Figure 6.3 (1a)-Penalty Matrix for Safety violation (Applicable for Minor Contracts)

Consequence of Safety Violation Observed (Not related to Incident/ Accident)		Violation				Subsequent Violations
S.No.	Safety Violation	1st	2nd	3rd	4th	
1	Working without PPE (Helmet/Gloves/Safety Harness/ Safety Shoes etc.)	B	C	D	D	Will attract the same penalty as applicable in the 4th violation.
2	Improper Working at Height	B	C	D	D	
3	Working without proper tools and tackles	A	B	C	D	
4	Poor condition of Crane/Hydra/ Vehicle/Incompetent driver/ Helper	B	C	D	E	
5	Violation of SOP/ WI	C	D	E		
6	Working without adherence to PTW process or authorization/ Safety Zone	C	D	E		
Legend	Action to be taken	Responsibility	Penalty Amount (in Rs.)		The number of violations are to be calculated cumulatively over the contract period and not on monthly basis.	
A	Levy of Penalty	Engineer Incharge	5,000			
B	Memo to BA & Levy of Penalty	Engineer Incharge	10,000			
C	Memo to BA & Levy of Penalty	Head of Group	25,000			
D	Memo to BA & Levy of Penalty	Head of Department	50,000			
E	Memo to BA, Levy of Penalty and termination of Contract	Head of Department	1,00,000			

Figure 6.3 (1b)-Penalty Matrix for Safety violation (Applicable for Major Contracts)

Once the BA reaches the “BLACK” (color – “5”) category, i.e. highest level of safety violation, “Termination” notice to BA will be issued from the office of the Head of Department (equivalent to GM/ Sr. GM level) and further, *if required*, continuation / extension of contract will only be initiated by Functional Chief / Head of the department (equivalent to Sr. GM / Chief level) and approved by CEO & MD. Till the extension, the contract will remain suspended.

TPCODL encourages the reportage of the safety violation during the contract work by BA. Any TPCODL employee can register a safety violation against the BA in the “Safety Violation Form” *annexure 10*. Initially the observer has to fill the form and handover the counterfoil (lower portion) of the document to the supervisor of the BA, inform the site engineer of TPCODL and send the top portion of the Safety Violation Form to SAFETY group for the further necessary action against the BA. **The cumulative nos. of Safety Violations pertaining to any particular BA shall be calculated on yearly basis.**

Safety violations resulting in incident / accident will be treated as per gravity of the injury / fatality and its impact as well as type i.e. minor or Major. Consequences of incident / accident are shown in the matrix (figure 6.3(2) for major and 6.3(3) for minor) below. In case of any accident, findings and recommendations of Accident Enquiry Committee will be final and binding and will supersede the arbitration clause of GCC.

Consequence Of an Incident / Accident (In case of MAJOR contract)		Incident / Accident				Action Required
Sl. No	Type of the injury	1st	2nd	3rd	4th	
1	Slight injury (First Aid Case)	F (Strengthening of process through continuous improvement in the work procedure)				Take risk reduction measures
2	Minor injury (No or Hospitalization less than 48 Hrs)	F	G	G	H	
3	Major injury (Bone injury or burn or Hospitalization more than 48 Hrs)	G	G	H	I	
4	Single fatality	J	K			Intolerable
5	Multiple fatalities (Two or more fatalities during one event)	K				
Legend	Action to be taken	Responsibility	Penalty (in Rs.)	<i>The number of violations are to be calculated cumulatively over the contract period and not on monthly basis.</i>		
F	Memo to BA and levy of penalty	Engineer Incharge	5,000/-			
G	Memo to BA and levy of penalty	Head of Group	20,000/-			
H	Memo to BA and levy of penalty	Head of Group	50,000/-			
I	Memo to BA and levy of penalty	Head of Department	2,00,000/-			
J	Memo to BA and levy of penalty	Head of Department	5,00,000/-			
K	Memo to BA, levy of penalty, termination of contract and black listing of BA	Functional Head	10,00,000/-			

Figure 6.3 (2) - Penalty Matrix for Incident / Accident in Major Contracts

(For example: In major contracts, if there is first incidence of major injury say bone injury (Cat. 3) where worker was hospitalized for more than 48 hrs then a penalty of amount Rs.20000/- will be deducted from the current bill produced for the payment. This penalty will be similar for first two incidents. However, it will increment to next higher category i.e. Rs. 50,000/- on subsequent incidents as per the above matrix)

Consequence Of an Incident / Accident (In case of <u>MINOR</u> contract)		Incident / Accident				Action Required
Sl. No	Type of the injury	1st	2nd	3rd	4th	
1	Slight injury (First Aid Case)	L (Strengthening of process through continuous improvement in the work procedure)				Take risk reduction measures
2	Minor injury (No or Hospitalization less than 48 Hrs)	L	M	M	N	
3	Major injury (Bone injury or burn or Hospitalization more than 48 Hrs)	M	M	N	O	
4	Single fatality	P	Q			Intolerable
5	Multiple fatalities (Two or more fatalities during one event)	Q				
Legend	Action to be taken	Responsibility		Penalty (in Rs.)		<i>The number of violations are to be calculated cumulatively over the contract period and not on monthly basis.</i>
L	Memo to BA and levy of penalty	Engineer Incharge		5,000/-		
M	Memo to BA and levy of penalty	Engineer Incharge		10,000/-		
N	Memo to BA and levy of penalty	Head of Group		25,000/-		
O	Memo to BA and levy of penalty	Head of Department		1,00,000/-		
P	Memo to BA and levy of penalty	Head of Department		3,00,000/-		
Q	Memo to BA, levy of penalty, termination of contract and black listing of the BA	Functional Head		5,00,000/-		

Figure 6.3 (3) - Penalty Matrix for Incident / Accident in Minor Contracts

(For example: In minor contracts, if a worker meets with a non-fatal accident say bone injury (Cat. 3) where he was hospitalized for more than 48 hrs then a penalty of amount Rs. 10,000/-, will be charged from the current bill produced for the payment. This penalty will be similar for first two incidents. However, it will increment to next higher category i.e. Rs. 25,000/- on subsequent incidents as per the above matrix.)

In case of single or multiple fatalities described under legends J&K of 6.3(2) and P&Q of 6.3(3), the concerned BA may be debarred from extension of contract or participate in new contract. In such event the approval of Chief (O & S) will be necessary for extension or award of new contract to concerned BA.

6.3.2 COMPENSATION FOR BA PERSONNEL

In the event of any untoward incident/ accident, the Business Associate shall ensure prompt medical assistance such as treatment, sickness benefit, etc. is provided to the victim(s) as per the Employees' Compensation Act, 1923 or Employees' State Insurance Act, 1948, as applicable. Also, the BA will be required to take adequate measures for compensating the victim(s) or his/her/their kin as follows:

I. For Death or Permanent / Total Disablement

The BA shall take an insurance coverage of at least Rs. 15 lakhs for each engaged employee, to cover any incidence of Death or Permanent / Total Disablement (Permanent/Total Disability shall be considered as defined under Employees' Compensation Act, 1923). In the event of any such unfortunate incident, the BA would ensure that adequate compensation is paid immediately to the family of the victim(s) from his own resources. This compensation shall be covered under the insurance policy subscribed by the BA mentioned earlier and the arrangement should be such that it would get reimbursed to the BA by the insurance agency subsequently.

II. For Permanent Partial Disablement and Temporary Total Disablement

The compensation in this case will be as per provisions of the Employees' Compensation Act, 1923 or Employees' State Insurance Act, 1948, as applicable.

Accordingly, the BA shall obtain a suitable Insurance Policy on award of Contract and submit documentary evidence of the policy to the BA Cell before commencement of work. The BA shall ensure that the Insurance policy is active at all times and all employees are covered in all respects till the conclusion of contract period or till working with TPCODL. The BA shall submit a copy of the policy after periodic renewals to the BA Cell.

However, on occurrence of such unfortunate incident, if it is found that the victim(s) is/are not covered under any insurance policy, the BA shall be liable to pay the entire sum of Rs. 10 lakhs from his own resources.

Further, in case of an accident resulting in Death or Permanent / Total Disablement while on duty, the appointed BA Nodal Officer will ensure that the BA complies with all statutory provisions and benefits i.e. PF, Compensation, Gratuity etc., and that all these are made available to the employees' nominee(s) as per the stipulated timelines.

6.3.3 TPCODL rewards the BA with good track record of safety management. It is proposed that BA complying with Contractors Safety Management, Safety Manual and Safety process will be rewarded suitably as per the procedure, rule and regulations of the TPCODL. In any case major accident is reported during an assessment period BA will not be eligible for this reward scheme. Assessment of contracts will be once in year. Generally the assessment cycle is calendar year and guidelines will be declared time to time.

Abbreviations Used in the Document

TPCODL	TP Central Odisha Distribution Limited
BA	Business Associate
HIRA	Hazard Identification & Risk Assessment
JSA	Job Safety Analysis
EHV	Extra High Voltage
SAFETY	Safety, Occupation Health, Environment & Disaster Management
MMG	Meter Management Group
EAG	Energy Audit Group
PPE	Personal Protective Equipment
SOP	Standard Operating Procedures
CSI/SI	Circle Safety In-charge / Safety In-charge
ASO	Area Safety Officer
NSO	Nodal Safety Officer
SC	Safety Coordinator
HoG / HoD	Head of Group / Head of Department
AGM / GM / VP	Assistant General Manager / General Manager / Vice President

Doc. Title	GENERAL CONDITIONS OF CONTRACT - COMPOSITE WORKS	
Rev. No	0	Page 74 of 104

CFO / Chief (O & S)/ CEO & MD	Chief Finance Officer / Chief (Operating & Safety) / Chief Executive Officer & Managing Director
COS	Corporate Operation Services
CAP	Centralized Account Payable System
PTW	Permit To Work
GCC	General Conditions of Contract.

- END -

GENERAL CONDITIONS OF CONTRACT

Doc. Title	GENERAL CONDITIONS OF CONTRACT - COMPOSITE WORKS	
Rev. No	0	Page 75 of 104

Annexure 1 (Refer Para 3.1)

Business Associate Safety Management System Questionnaire

Certification					
The information provided in this questionnaire is a summary of the company's occupational health and safety management system.					
Company Name:					
Turnover and experience:		Name of top officer:			
Date:		Position			
Contract Details					
Contract Name		Contract Number:			
Business Associates Safety Management System Questionnaire		Marks	Yes	No	Score achieved
<i>Safety Policy and Management</i>					
- Is there a written company Safety policy?		1			
- If yes provide a copy of the policy, if No please refer Note 1.					
- Does the company have an Safety Management system		1			
- If yes provide details, if No please refer Note 1.					
- Is there a company Safety Management System manual or plan?		2			
- If yes provide a copy of the content page(s), if No please refer Note 1.					
- Are Safety and occupational health responsibilities clearly identified for all levels of Management and staff?		2			
- If yes provide details, if No please refer Note 1.					
<i>Safe Work Practices and Procedures</i>					
- Has the company prepared safe operating procedures or specific safety instructions relevant to its operations and relevant work as per contract?		1			
- If yes provide a summary listing of procedures or instructions, if No please refer Note 2.					

Certification				
- Comments				
- Is there a register of injury or accident? - If yes provide a copy (format)	1			
- Is there a documented incident or accident investigation procedure? - If yes provide a copy of a standard incident report form, if No please refer Note 2. - Comments	1			
<i>Safety Training</i>				
- Describe how occupational health and safety training is conducted in your company If No please refer Note 1.	2			
- Is a record maintained of all training and induction programs undertaken for employees in your company? - If yes provide examples of safety training records, if No please refer Note 2.	1			
- Are regular safety inspections / audits are undertaken at worksites? -If yes provide details (formats), if No please refer Note 3.	1			
- Is there a procedure by which employees can report hazards at workplaces? - If yes provide details if No please refer Note 1.	1			
<i>Safety Monitoring</i>				
- Is there an officer / supervisor responsible for monitoring workplace / worksite safety?	1			

Certification				
- If yes provide details				
<i>Safety Performance Monitoring</i>				
- Are employees regularly provided with information on company health and safety performance? - If yes provide details	1			
- Has the company ever been convicted of an occupational health and safety offence? - If yes provide details	NO Marks (Negative mark ONE for each case)			
- Has there been any major accident of employee at TPCODL site in past	NO Marks (Negative mark ONE for each case)			
- Has there been any fatal accident of employee at TPCODL site in past. - (Note: Bid evaluation committee has to take cognizance of the incident and shall evaluate the bid only after formal approval of competent authority i.e. CTO. - In case of yes please refer Note 4.	NO Mark (Negative mark FIVE for each case)			
Minimum of 75% marks is required for qualification.		Total Marks achieved		
<i>Company Reference</i>				
1. Name of company 2. Name of company				

Note

1: If company does not have formal procedure on Safety Management System than vendor may submit proposed Safety road map along with safety action plan and brief safety policy on his letter head signed by head of the organization.

2: The vendor may submit the same in the Safety Action Plan.

3: The vendor may utilize the same format of TPCODL or on request SAFETY group will assist the vendor in developing the audit system. For other points also vendor may take the assistance of SAFETY group for development of Safety management system.

Doc. Title	GENERAL CONDITIONS OF CONTRACT - COMPOSITE WORKS	
Rev. No	0	Page 78 of 104

4: The vendor may submit the Safety Improvement Plan and Safety Action Plan for his employees based on following points.

- i. Action plan for enhancing safety awareness*
- ii. Action plan for safety training of employee*
- iii. Action plan for increasing safety audit in field*
- iv. Action plan for provision and utilization of safety PPE.*
- v. Action plan for fatality reduction.*
- vi. Action plan for enhanced supervision at site*
- vii. Action plan for making employee more responsible and accountable for safety.*
- viii. Action plan for availability and utilization of all required tool and equipment.*
- ix. Safety Improvement done in last two years, specially highlighting those which have been taken after the fatal accident along with results.*
- x. Safety initiatives planed or started recently.*
- xi. Any other point.*

Based on above points and documentary evidences vendor will be required to submit a detailed report in support of his bid. The bid evaluation committee and competent authority will scrutinize the facts and the evidence submitted. If found satisfactory competent authority i.e. CTO may accord his approval for bid opening otherwise his tender shall be disqualified.

Annexure 2 (Refer Para 3.2 and 5.8)

Risk Assessment Form

Business Associate:
Scope of the work:
BA's Representative:
Telephone:
Signature:
Date:

Specific Task/Activity	Potential Hazards/Consequences	Class of Risk	Control Measures
Working at Height	Fall from height	2	<ol style="list-style-type: none"> 1. Mandatory usage of JSA checklist prior to start of work 2. Use appropriate ladder 3. Use full body safety harness having double lanyard. 4. Use Electrical Safety Shoes if working on electrical network otherwise use safety shoes. 5. Use Safety helmet. 6. Use PPE as per the annexure 7 of this CSM document 7. Refer Work instruction related to Working at Height for other details 8. Use of metal scaffold to be ensured in height work (cup lock type) 9. Deploy competent workforce who are medically fit

Specific Task/Activity	Potential Hazards/Consequences	Class of Risk	Control Measures
Working on electrical equipment / network	Electric flash / electrocution	3	<ol style="list-style-type: none"> 1. Mandatory usage of JSA checklist prior to start of work 2. Use Electrical Safety Shoes while working on electrical network. 3. Use Electrical Safety gloves of appropriate voltage rating. 4. Use face shield / visor attached with helmet. 5. Use Safety helmet. 6. Use PPE as per the annexure 7 of this CSM document 7. Mandatory usage of Insulated tools & tackles on electrical system 8. Mandatory compliance for Lock Out & Tag out system. Refer Work instruction related to Working on electrical equipment / network for other details
Excavation / Civil work	Collapse of soil, Fall in excavated pit leading to Injury	2	<ol style="list-style-type: none"> 1. Use safety shoes. 2. Use Safety helmet. 3. Use PPE as per the annexure 7 of this CSM document 4. Hard Barricading of the worksite. 5. Refer Work instruction related to excavation / civil work for other details
Material lifting & Mechanical Erection work	Fall of material/object, Topple of crane,	2	<ol style="list-style-type: none"> 1. Mandatory compliance of crane checklist 2. Visual condition check of lifting tools and tackles such as wire rope sling, belt sling, chain, pulley block, D-shackles, etc. shall be ensured. 3. The operator's physical fitness and alertness should be judged by sup. / EIC. 4. Use PPE as per the annexure 7 of this CSM document 5. Refer Work instruction related to Material lifting & Mechanical Erection work
Road Safety	Road Accidents	3	<ol style="list-style-type: none"> 1. Mandatory compliance of TPCODL Road Safety policy W07(COR-P-12)

Doc. Title	GENERAL CONDITIONS OF CONTRACT - COMPOSITE WORKS	
Rev. No	0	Page 81 of 104

Specific Task/Activity	Potential Hazards/Consequences	Class of Risk	Control Measures
------------------------	--------------------------------	---------------	------------------

Note: This information for the general indication purpose. The detailed risk assessment shall be conducted before start of the work by the authorized representative of the BA. The report of same shall be submitted to engineer in-charge along with annexure 4 of the CSM document.

Guidelines for filling the Risk Assessment Form

- *Specific Task/Activity* - The documentation of each major task associated with the contract.
- *Potential Hazards* - The identification of hazards associated with each activity or task to be carried out.
- *Class of Risk* - Each hazard should be evaluated as a level of risk, described as Risk Class 1, 2 or 3 defined above.
- *Control Measure* - The identification and documentation of actions required to eliminate or reduce the hazards that could lead to accident or injury.

Hazard / Risks shall be classified according to the following schedule:

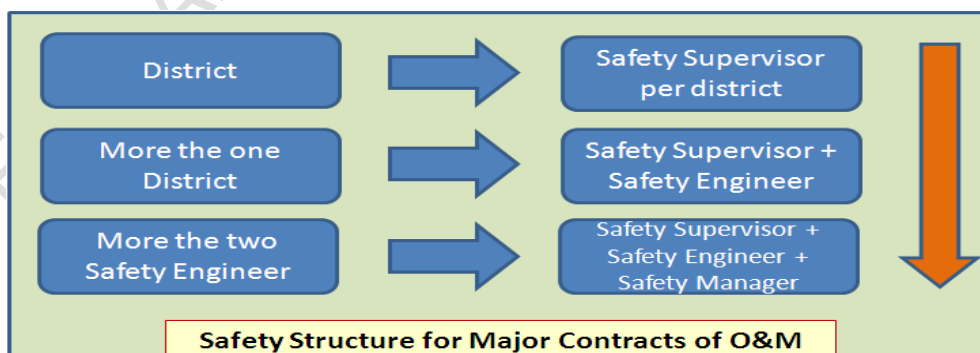
- Class 1: Potential to cause injury treatable with first aid
- Class 2: Potential to cause death or permanent injury
- Class 3: Potential to cause more than one or more lost time injuries.

Annexure 3.1 (Refer Para 4.0)

General Safety Conditions for the Maintenance of Distribution Network Contracts:

A BA awarded a contract (O&M) work of maintenance of distribution network will be required to fulfil the following conditions:

- BA shall provide Safety Policy and safety objectives of their company.
- BA shall comply with all statutory requirements like: applicable acts, regulations, codes of practice, OHSAS Standards, etc.
- BA shall provide the filled safety management questionnaire as per Annexure 1
- BA shall conduct a job risk assessment and provide information as per Annexure 2
- BA shall abide by Safety manuals, guidelines of TPCODL.
- BA shall provide its organisation structure & responsibilities in terms of Safety Management to TPCODL.
- BA shall document the work practices and procedures in terms of Safety Management.
- BA shall ensure safety training and induction program for the employees
- BA shall conduct safety audits & inspections as per TPCODL procedures provided by SAFETY group.
- BA shall provide and ensure the proper usage of the safety equipment (PPE) as per the TPCODL approved list in *annexure 7*.
- BA shall ensure periodic inspection of PPE to ensure its serviceability as per the specification given by TPCODL.
- BA shall ensure the adherence to standard operating procedures or guidelines laid down by TPCODL.
- BA shall ensure reporting of any unsafe act, unsafe conditions, near miss, incident or accident to engineer in-charge and SAFETY team of TPCODL.
- BA shall provide safety performance and Safety MIS (*annexure 9*) to engineer in-charge and SAFETY group periodically. Based on any non-confirmation to the safety procedures and guidelines, BA is liable to be negatively marked for his performance and suitable penalty will be imposed.
- BA shall ensure to depute a Safety Supervisor for managing a complete safety management system in a district. In case the BA has been awarded work in more than one district, then the following safety structure will be adopted.

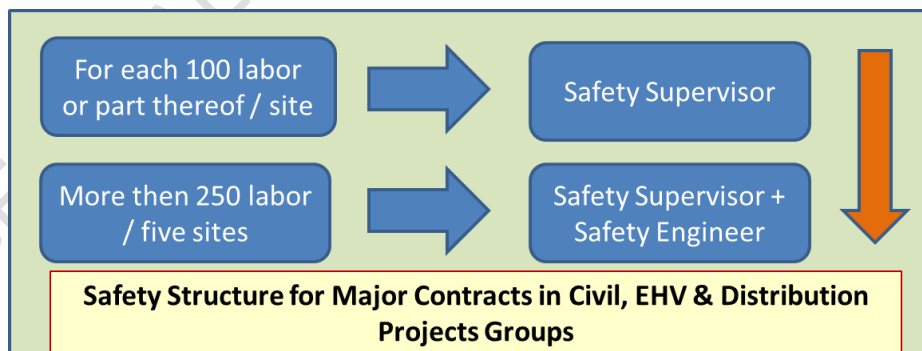


Annexure 3.2 (Refer Para 4.0)

General Safety Conditions for the Distribution Projects Major Contracts:

A BA awarded a major contract work of TS&P in area of a circle will be required to fulfil the following conditions:

- BA shall provide Safety Policy and safety objectives of their company.
- BA shall comply with all statutory requirements like: applicable acts, regulations, codes of practice, OHSAS Standards, etc.
- BA shall provide the filled safety management questionnaire as per Annexure 1.
- BA shall conduct a job risk assessment and provide information as per Annexure 2
- BA shall abide by Safety manuals, guidelines of TPCODL.
- BA shall provide its organisation structure & responsibilities in terms of Safety Management to TPCODL.
- BA shall document the work practices and procedures in terms of Safety Management.
- BA shall ensure safety training and induction program for the employees
- BA shall conduct safety audits & inspections as per TPCODL procedures provided by SAFETY group.
- BA shall provide and ensure the proper usage of the safety equipment (PPE) as per the TPCODL approved list in annexure 7.
- BA shall ensure periodic inspection of PPE to ensure its serviceability as per the specification given by TPCODL.
- BA shall ensure the adherence to standard operating procedures or guidelines laid down by TPCODL.
- BA shall ensure reporting of any unsafe act, unsafe conditions, near miss, incident or accident to engineer in-charge and SAFETY team of TPCODL.
- BA shall provide safety performance and Safety MIS (*annexure 9*) to engineer in-charge and SAFETY group periodically. Based on any non-confirmation to the safety procedures and guidelines, BA is liable to be negatively marked for his performance and suitable penalty will be imposed.
- BA shall ensure to depute a Safety Supervisor for managing a complete safety management system in the area. In case the BA has been awarded work in more than one circle, then the following safety structure will be adopted.

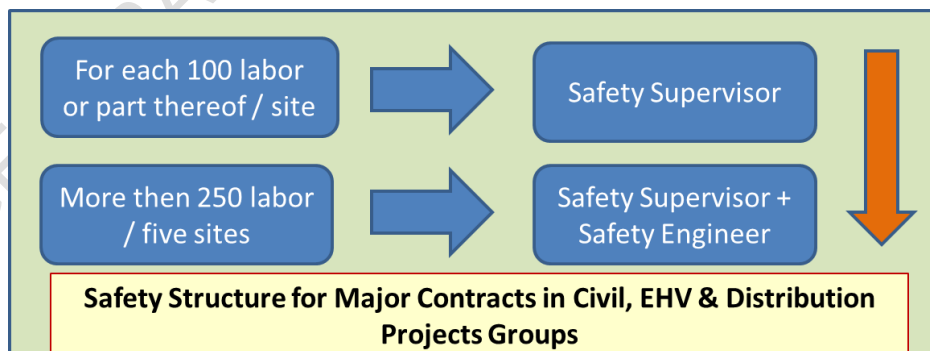


Annexure 3.3 (Refer Para 4.0)

General Safety Conditions for the major EHV Projects Contracts:

A BA awarded a major contract work of EHV projects will be required to fulfil the following conditions:

- BA shall provide Safety Policy and safety objectives of their company.
- BA shall comply with all statutory requirements like: applicable acts, regulations, codes of practice, OHSAS Standards, etc.
- BA shall provide the filled safety management questionnaire as per Annexure 1
- BA shall conduct a job risk assessment and provide information as per Annexure 2
- BA shall abide by Safety manuals, guidelines of TPCODL.
- BA shall provide its organisation structure & responsibilities in terms of Safety Management to TPCODL.
- BA shall document the work practices and procedures in terms of Safety Management.
- BA shall ensure safety training and induction program for the employees
- BA shall conduct safety audits & inspections as per TPCODL procedures provided by SAFETY group.
- BA shall provide and ensure the proper usage of the safety equipment (PPE) as per the TPCODL approved list in annexure 7.
- BA shall ensure periodic inspection of PPE to ensure its serviceability as per the specification given by TPCODL.
- BA shall ensure the adherence to standard operating procedures or guidelines laid down by TPCODL.
- BA shall ensure reporting of any unsafe act, unsafe conditions, near miss, incident or accident to engineer in-charge and SAFETY team of TPCODL.
- BA shall provide safety performance and Safety MIS (*annexure 9*) to engineer in-charge and SAFETY group periodically. Based on any non-confirmation to the safety procedures and guidelines, BA is liable to be negatively marked for his performance and suitable penalty will be imposed.
- BA shall ensure to depute a Safety Supervisor for managing a complete safety management system in the area. In case the BA has been awarded work in more than one circle, then the following safety structure will be adopted.
- BA shall refer Construction Safety Manual in TPCODL Safety Manual for details.



Annexure 3.4 (Refer Para 4.0)

General Safety Conditions for the Maintenance of Sub – Transmission Network Contracts:

A BA awarded a major contract work of maintenance of sub – transmission network in area of a power system will be required to fulfil the following conditions:

- BA shall provide Safety Policy and safety objectives of their company.
- BA shall comply with all statutory requirements like: applicable acts, regulations, codes of practice, OHSAS Standards, etc.
- BA shall provide the filled safety management questionnaire as per Annexure 1
- BA shall conduct a job risk assessment and provide information as per Annexure 2
- BA shall abide by Safety manuals, guidelines of TPCODL.
- BA shall provide its organisation structure & responsibilities in terms of Safety Management to TPCODL.
- BA shall document the work practices and procedures in terms of Safety Management.
- BA shall ensure safety training and induction program for the employees
- BA shall conduct safety audits & inspections as per TPCODL procedures provided by SAFETY group.
- BA shall provide and ensure the proper usage of the safety equipment (PPE) as per the TPCODL approved list in annexure 7.
- BA shall ensure periodic inspection of PPE to ensure its serviceability as per the specification given by TPCODL.
- BA shall ensure the adherence to standard operating procedures or guidelines laid down by TPCODL.
- BA shall ensure reporting of any unsafe act, unsafe conditions, near miss, incident or accident to engineer in-charge and SAFETY team of TPCODL.
- BA shall provide safety performance and Safety MIS (*annexure 9*) to engineer in-charge and SAFETY group periodically. Based on any non-confirmation to the safety procedures and guidelines, BA is liable to be negatively marked for his performance and suitable penalty will be imposed.
- BA shall ensure to depute a Safety Coordinator for managing a complete safety management system in the area. In case the BA has been awarded work in more than one area power system, then the following safety structure will be adopted.



Annexure 3.5 (Refer Para 4.0)

General Safety Conditions for the major contract work in Civil / Generation Projects:

A BA awarded a major contract work of / in civil or Generation project will be required to fulfil the following safety conditions:

- BA shall provide Safety Policy and safety objectives of their company.
- BA shall comply with all statutory requirements like: applicable acts, regulations, codes of practice, OHSAS Standards, etc.
- BA shall provide the filled safety management questionnaire as per Annexure 1
- BA shall conduct a job risk assessment and provide information as per Annexure 2
- BA shall abide by Safety manuals, guidelines of TPCODL.
- BA shall provide its organisation structure & responsibilities in terms of Safety Management to TPCODL.
- BA shall document the work practices and procedures in terms of Safety Management.
- BA shall ensure safety training and induction program for the employees
- BA shall conduct safety audits & inspections as per TPCODL procedures provided by SAFETY group.
- BA shall provide and ensure the proper usage of the safety equipment (PPE) as per the TPCODL approved list in annexure 7.
- BA shall ensure periodic inspection of PPE to ensure its serviceability as per the specification given by TPCODL.
- BA shall ensure the adherence to standard operating procedures or guidelines laid down by TPCODL.
- BA shall ensure reporting of any unsafe act, unsafe conditions, near miss, incident or accident to engineer in-charge and SAFETY team of TPCODL.
- BA shall provide safety performance and Safety MIS (*annexure 9*) to engineer in-charge and SAFETY group periodically. Based on any non-confirmation to the safety procedures and guidelines, BA is liable to be negatively marked for his performance and suitable penalty will be imposed.
- BA shall ensure to depute a Safety Supervisor (for workforce upto 100 at site) / a safety engineer (for workforce upto 250 at site) / safety manager (for more than two safety engineers) for managing a complete safety management system at the project site. In case the BA has been awarded more than one major contracts, then the following safety structure will be adopted.
- BA shall refer Construction Safety Manual in TPCODL Safety Manual for details.



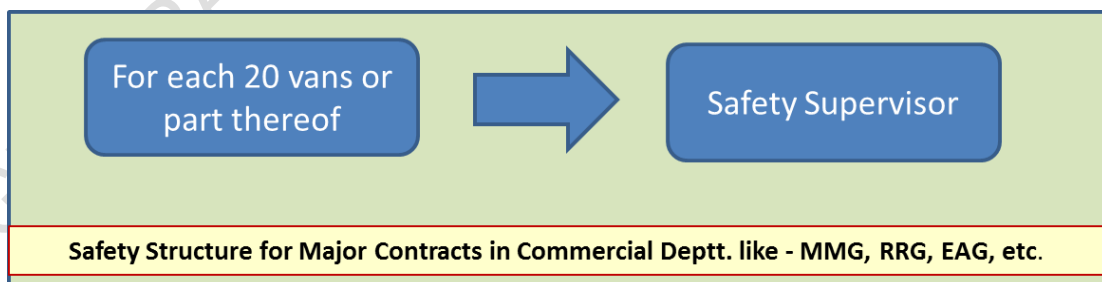
Doc. Title	GENERAL CONDITIONS OF CONTRACT - COMPOSITE WORKS	
Rev. No	0	Page 87 of 104

Annexure 3.6 (Refer Para 4.0)

General Safety Conditions for the major contract work in Commercial Department like - MMG, RRG, EAG, etc.:

A BA awarded a major contract work in meter management group & energy auditing group will be required to fulfil the following safety conditions:

- BA shall provide Safety Policy and safety objectives of their company.
- BA shall comply with all statutory requirements like: applicable acts, regulations, codes of practice, OHSAS Standards, etc.
- BA shall provide the filled safety management questionnaire as per Annexure 1
- BA shall conduct a job risk assessment and provide information as per Annexure 2
- BA shall abide by Safety manuals, guidelines of TPCODL.
- BA shall provide its organisation structure & responsibilities in terms of Safety Management to TPCODL.
- BA shall document the work practices and procedures in terms of Safety Management.
- BA shall ensure safety training and induction program for the employees
- BA shall conduct safety audits & inspections as per TPCODL procedures provided by SAFETY group.
- BA shall provide and ensure the proper usage of the safety equipment (PPE) as per the TPCODL approved list in annexure 7.
- BA shall ensure periodic inspection of PPE to ensure its serviceability as per the specification given by TPCODL.
- BA shall ensure the adherence to standard operating procedures or guidelines laid down by TPCODL.
- BA shall ensure reporting of any unsafe act, unsafe conditions, near miss, incident or accident to engineer in-charge and SAFETY team of TPCODL.
- BA shall provide safety performance and Safety MIS (*annexure 9*) to engineer in-charge and SAFETY group periodically. Based on any non-confirmation to the safety procedures and guidelines, BA is liable to be negatively marked for his performance and suitable penalty will be imposed.
- BA shall ensure to depute a Safety Supervisor for managing a complete safety management system for the work as per the following safety structure.
- The BA for the RRG work shall depute one Safety supervisor.



Annexure 3.7 (Refer Para 4.0)

General Safety Conditions for the major contract work in O&M of street light group:

A BA awarded a major contract work in operation and maintenance of street light group will be required to fulfil the following safety conditions:

- BA shall provide Safety Policy and safety objectives of their company.
- BA shall comply with all statutory requirements like: applicable acts, regulations, codes of practice, OHSAS Standards, etc.
- BA shall provide the filled safety management questionnaire as per Annexure 1
- BA shall conduct a job risk assessment and provide information as per Annexure 2
- BA shall abide by Safety manuals, guidelines of TPCODL.
- BA shall provide its organisation structure & responsibilities in terms of Safety Management to TPCODL.
- BA shall document the work practices and procedures in terms of Safety Management.
- BA shall ensure safety training and induction program for the employees
- BA shall conduct safety audits & inspections as per TPCODL procedures provided by SAFETY group.
- BA shall provide and ensure the proper usage of the safety equipment PPE as per the TPCODL approved list in annexure 7.
- BA shall ensure periodic inspection of PPE to ensure its serviceability as per the specification given by TPCODL.
- BA shall ensure the adherence to standard operating procedures or guidelines laid down by TPCODL.
- BA shall ensure reporting of any unsafe act, unsafe conditions, near miss, incident or accident to engineer in-charge and SAFETY team of TPCODL.
- BA shall provide safety performance and Safety MIS (*annexure 9*) to engineer in-charge and SAFETY group periodically. Based on any non-confirmation to the safety procedures and guidelines, BA is liable to be negatively marked for his performance and suitable penalty will be imposed.
- Each BA shall ensure to depute a Safety Supervisor for managing a complete safety management system for the work awarded as per the below structure.



Doc. Title	GENERAL CONDITIONS OF CONTRACT - COMPOSITE WORKS	
Rev. No	0	Page 89 of 104

Annexure 4 (Refer Para 3.3)

Safety Undertaking by way of Affidavit

I _____ s/o _____ R/o _____ (AUTHORIZED REPRESENTATIVE/PARTNER/DIRECTOR/PROPRIETOR) of M/S _____(name of company/firm)___ having its office at (Complete address of Company), authorized vide power of attorney dated -----/Board resolution dated----/letter of authority dated----, hereinafter referred to as **Contractor [or Business Associate (BA)]** which expression shall, unless it be repugnant to or inconsistent with the meaning or context thereof, be deemed to include its heirs, executors, administrators, and assigns do hereby affirm and undertake as under :

1. The present undertaking shall remain in force from the date of execution of contract awarded by TPCODL and shall be valid till the date of termination of the said contract by either parties. The undertaking is binding on me (contractor) as well as my sub-contractor and its employees, representatives etc.
2. That I(the contractor) will be responsible and liable to comply and abide by all the safety rules, instructions and regulations as may be specified and laid down by The TP Central Odisha Distribution Limited (TPCODL) so as enable TPCODL to achieve its goal of Zero On site incidences.
3. That the Contractor shall be fully responsible for ensuring occupational health and safety of its employees, representatives, agents as well as of its subcontractor's employees, at all times during the discharge of their respective obligations under the contract including any methods adopted for performance of their tasks / work.
4. That Contractor shall ensure ,at its own expense to arrange for and procure, implement all requisite accident prevention tools, first aid boxes, personal protective equipment, fire extinguisher, safety training, Material Safety Data Sheet, pre-employment medical test, etc. for operations & activities including as & when so specified by TPCODL specifically. , failing which TPCODL shall be entitled, but not obliged, to provide the same and recover the actual cost thereof from the Contractor's payments.
5. That the Contractor shall engage adequate and competent Safety – Supervisor / Engineer / Manager / Skilled persons at site as per the Para 5 (Qualification and experience of safety personnel) and Annexure 3 of Contract Safety Management.
6. That the Contractor shall engage the competent Site – Supervisor with each group of workers for safe and correct workmanship, proper co-ordination of material and site work as per contract.

Doc. Title	GENERAL CONDITIONS OF CONTRACT - COMPOSITE WORKS	
Rev. No	0	Page 90 of 104

7. That the Contractor shall immediately replace supervisor in case it is found to be not up to the level of skill and experience required as in skill and experience required in *annexure 5* of this document, but any such replacement shall be only with the prior concurrence of TPCODL .
8. That the Contractor and its subcontractors shall abide by all the safety guidelines as per Safety Manual, Contract Safety Management and other guidelines issued from time to time by TPCODL during the contract period.
9. That in case the Contractor and/or any of its Subcontractor fail to ensure the compliance as required in terms of this undertaking the Contractor shall keep and hold TPCODL / its directors / officers / employees indemnified against any / all losses / damage / expense / liability / fines / compensation / claims / action / prosecutions or the like which might be suffered by TPCODL or to which TPCODL might get exposed to as a result of any breach /wilful negligence /deliberate default on the part of the Contractor /Subcontractor in complying with the same. Contractor shall also furnish any press release, clarification etc. if sought by TPCODL for any near miss or safety violations, accidents, which are attributable to fault of Contractor.

DEPONENT

VERIFICATION

Verified at Bhubaneswar on this _Day of _____20__ that the contents of the above affidavit are true and correct and nothing material has been concealed therefrom

DEPONENT

Doc. Title	GENERAL CONDITIONS OF CONTRACT - COMPOSITE WORKS	
Rev. No	0	Page 91 of 104

Annexure 5 (Refer Para 5.4)

SKILL / QUALIFICATION REQUIRED FOR ELECTRICIAN AND ELECTRICAL SUPERVISOR

Skill / Qualifications Required for Electrician (*Certificate of Competency Class-II*):

1. Formal education in ITI – Wireman/ Electrician trade.

OR

2. Working experience of minimum three years of practical wiring.

OR

3. Have completed three years apprenticeship course through Apprenticeship Advisor, Govt. of Odisha / other state Govt. in the trade of Lineman / Wireman / Electrician.
4. A candidate must have attained the age of Eighteen years.

Skill / Qualifications Required for Electrical Supervisor (*Certificate of Competency Class-I*):

1. Have at least five years' experience of practical wiring after passing the certificate of competency class-II i.e. electrician.

OR

2. Recognized Degree or Diploma or equivalent qualification in Electrical Engineering from any Technical institute / College or University recognized by the Board.

AND

Must have completed the training/job in rectifying the common defects in electrical line and power installation for a period of one and three years after passing Degree or Diploma respectively

OR

3. Possessing the valid certificate of certificate of competency class – 1 (Electrical Supervisor)

Doc. Title	GENERAL CONDITIONS OF CONTRACT - COMPOSITE WORKS	
Rev. No	0	Page 92 of 104

Annexure 6 (Refer Para 5.6)

Training Module for BAs Worker & Supervisor

Training for BA Supervisor

Duration – 02 Hrs / Month

Methodology: Lecture and Practical Demonstration of Safety Zone Creation

Session: 1

Topic: Electrical Safety Aspects

Sub Topics:

1. Learning specifics of HT & LT Network of zone
2. Major type of HT / LT / service lines / street light maintenance works
3. Understanding the need of Safety
4. Understanding the safe process of maintenance :
 - Planning of the maintenance job
 - Availability of men, material & machine, PPEs, Safety gear and approved PTW
 - Briefing of the job by the supervisor of the TPCODL
 - Identification of Risks associated with the maintenance work and planning for controlling measures by TPCODL supervisor
 - Creation of safety zone by TPCODL supervisor and satisfying that the network is dead – Use of Neon Tester, Shorting Chain and Safety Tagging
 - Start of the work – Right person for the right job
 - Alert supervision
 - Completion of the job – Check points
 - Energization of network
 - Actions to be taken in case of some accident

Session: 2

Topic: Use of Electrical Testing Equipment

Methodology: Lecture and Practical Demonstration

Sub Topics:

1. Meggar, Hi Pot, Clamp On Meter, Neon Tester, Discharge Rod, Line tester etc.

Session: 3

Topic: Awareness of Electrical Safety Aspects

- A. Understanding the need of this Training and Safety
- B. Learning specifics of HT & LT Network
- C. Major type of work to be carried out in zones
- D. Switching Operations (Do's & Don'ts) including Street Light Switching
- E. Working on Height (*practical demo also*)
- F. Understanding the Safe Process of Maintenance / Working:
 - Planning of the job
 - Availability of men, material & machine, PPEs, Safety gear and approved PTW
 - Briefing of the job by the supervisor
 - Permit to Work
 - Safety Tagging and Lock Out Tag out

Doc. Title	GENERAL CONDITIONS OF CONTRACT - COMPOSITE WORKS	
Rev. No	0	Page 93 of 104

- Identification of Risks associated with the work to be carried out and planning for controlling measures by proper supervision
- Concept of “**Safety Zone**”
- Identification and use of Neon Tester, Shorting Chain, Clamp On Meter, Hi Pot, Meggar etc.
- Completion of the job – Check points
- Accident Theory & Incident Reporting
- Actions to be taken in case of some accident

Session: 4

Topic: Identification, Demonstration and Usages of Tools, PPEs and other Safety Gears and demonstration of working on HT pole

Session: 5

Topic: Practical demonstration of Safety Zone creation

FREQUENCY

Regular Safety Training Program

- It will be conducted for all field & supervisor staff of BA in such a manner that all BA Personnel attend at least two hours safety training during every month.

One Day Induction Safety Training Programs:

- This training will be for the new BA's personnel, who have been cleared by the Cross Functional Panel to undergo Safety training and who are likely to be deployed at various work sites of TPCODL by the BA, as a part of AMC / Work Contract.

Duration / Periodicity:

- Duration and periodicity has been defined above. However, this is subject to change at the discretion of TPCODL.

Annexure 7 (Refer Para 5.7)




LIST OF PERSONAL PROTECTIVE EQUIPMENT AND TESTING FREQUENCY

Sl. No.	Name of PPE	IS / EN Standard	Testing Frequency	Remarks	Ref Brand & Model
01	Leather Safety Shoes (Color – Black) with PU toe cap.	IS:15298 (Part-2)	Monthly and visual check every day for any crack or damage in the leather or sole.		BATA (Model No.- Endura L/C) Liberty (Model No. – 7198-01 HT Barton Black – Warrior)
02	HDPE Safety helmet with chin strap and ratchet type for adjustment.	IS:2925-1984	Monthly and visual check every day for any crack in shell.		Karam (PN Safetech) Joseph Leslie Accent Industries Honeywell
03	Full body harness (Safety belt)	EN 361	Monthly and visual check every day of the bends and the harness.		Karam (PN Safetech) Joseph Leslie Accent Industries
04	Electrical Safety Gloves	EN: 60903 CE marked	Weekly and visual check for any crack and blow test before every work.	Manufactured not beyond 12 months.	Make Sparian / Sumitech / CATU supplied with inner cotton glove with over glove of split leather.
05	Full face visor with safety helmet	EN: 166 CE marked (Visor)	Monthly and visual check every day for any crack in shell.	Clear acrylic visor attached with safety helmet.	Karam (PN Safetech) Joseph Leslie Accent Industries Honeywell
06	Fire Proof jacket for chest protection		Monthly and visual check every day.		
07	Safety Chain for shorting cum earthing.	As per TPCODL standard	Weekly and visual check before every work.	Made of brass, Total length – 5.5 meters and made of 12 SWG.	

Note:

1. Any other Personal Protection Equipment required beyond above list will be according to BIS or EN Standards.
2. All Personal Protection Equipment will be checked by the engineer in-charge or SAFETY group of TPCODL.
3. Safety Representative of the BA has to maintain the record of the availability, condition and checking of the PPEs.
4. All tools required as per the contract must be according to respective IS / EN standards.
5. TPCODL may revise or add the above list of PPE and their specifications as and when feel necessary. The information about new specifications /models will be circulated by the Engineer In-charge (EIC), which shall adhere by the business associated in the shortest possible time. The EIC shall issue a memo / instruction to BA with timeline for implementation. Any delay will be treated as non- compliance / safety violations. Refer picture of each PPE given in next page.

Pictures of PPE for reference purpose.

Sl. No.	Name of PPE	IS / EN Standard	Picture
01	Leather Safety Shoes (Color – Black) with PU toe cap.	IS:15298(Part-2) and with test report of electrical resistance.	
02	HDPE Safety helmet with chin strap and ratchet type for adjustment.	IS:2925-1984	
03	Full body harness (Safety belt) The straps at shoulder and thigh shall have full pad for comfort. The back shall be so designed that harness straps do not tangle with each other.	EN 361:2002 EN 358 : 2000 IS: 3521:1991/2002	

04	Electrical Safety Gloves – Composite type Soft electrical gloves as per size of individual.	EN: 60903 CE marked	
05	Full face visor with safety helmet	EN: 166 CE marked (Visor)	
06	Fire Proof jacket for chest protection		
07	Safety Chain for shorting cum earthing.	As per TPCODL standard	
08	Reflective jacket to each workmen	As per TPCODL standard	

Note : Picture shown are for indicative purpose only. Actual product may differ.

Annexure 8 (Refer Para 5.8) LIST OF AUDITS TO BE CONDUCTED

Audits	Responsibility	Freq.	Ref. Doc.
Permit to Work & Field Audit	BA Safety Representative	Weekly	F04 (COR P - 12)
Tool Bag & PPE's Audit		Weekly	F06 (COR P - 12)
First Aid Box Maintenance Record		Fortnightly	F08 (COR P - 12)
Fire Extinguisher Record <i>(Applicable for the BA involved in major construction works and have storage of flammable material at worksite)</i>		Monthly	F09 (COR P - 12)
Safety Talk Register		Weekly	F18 (COR P - 12)
Site Safety Audit		Daily	F29A (COR P - 12)

Note:

1. (BA Safety Representative has to use the formats as per Safety process COR – P – 12 of TPCODL)

Annexure 9 (Refer Para 5.9)

PERFORMANCE REPORT – SAFETY

FOR THE MONTH OF.....

Name of BA :

Name of the Project and Purchase order No:

Date of commencement of work:

Man Hour Worked in this month (No. of employees X 8 Hrs + Overtime):

Cumulative Man Hour worked:

Total Number of Minor Injury (this month): Minor Injury (Total)

Major Injury (this month): Major Injury (Total):

Detail of the Incident / Sub Standard Acts and Condition

Activity	This Month	Cumulative (Total)	Day Lost (this month)	Days Lost (Cumulative)
No. of the Incident				
No. of lost time injuries				
No. of dangerous occurrences				
No. of near miss reported				
Substandard Act/Conditions observed			Attach details of observation of this month	
Safety Violation Notice received (from TPCODL) (both in numbers and in Rs.)	No.	No.	No. of violation letter received and compliance report for the TPCODL.	
	Rs.	Rs.		

Note: Cumulative means total from date of commencement of work according to the contract.

Detail of the Accident / Near Miss Incidents:

Date and Time	Type of the incident	Name of Employee	Brief Description	Corrective and Preventive actions recommended

Details of the Safety Violations:

Doc. Title	GENERAL CONDITIONS OF CONTRACT - COMPOSITE WORKS	
Rev. No	0	Page 99 of 104

Date and Location	Brief Description	Name of employee involved	Action Taken

Detail of the Safety Talk / Tool Box Talk / Safety Training

Date and Location	Topic (s)	Total Number of employees (Worker / Supervisor)	Number of participants (Worker / Supervisor)

Detail of the Safety Meeting

Date and Location	Number of participants	Topics discussed	Major Observations / Innovation

Detail of the Safety Inspection /Audit: (as per TPCODL site audit checklist F29A(COR-P-12)

Date	Area / Location	Major Observations	Recommendations	Action Taken

Any other Safety, Occupational Health, Environment & Disaster Management Promotional Activity (During this month):

Date	Location	Activity	Level of Participation	Number of participation

Signature of the BA Safety Representative
HoG

Signature of ZM /

Name, E. No. and Date

Name, E. No. Date.

Note: The original form to be deposited with Engineer in-charge and a copy to SAFETY group on or before 5th of every month along with bill. List of training of the current month and status of PPE to be also mentioned individual wise.

BA may include additional lines if required. The TPCODL may revise the format as and when deemed required.

Doc. Title	GENERAL CONDITIONS OF CONTRACT - COMPOSITE WORKS	
Rev. No	0	Page 100 of 104

ANNEXURE-M
VENDOR APPRAISAL FORM

TO BE SUBMITTED BY VENDOR (To be filled as applicable)		
VENDOR:		
1.0	DETAILS OF THE FIRM	
	1.1	NAME (IN CAPITAL LETTERS) :
	1.2	TYPE OF CONCERN (PROPRIETARY) Partnership, Pvt. Ltd., Public Ltd. etc. :
	1.3	YEAR OF ESTABLISHMENT :
	1.4	LOCATION OF OFFICE POSTAL ADDRESS TELEGRAPHIC ADDRESSES, TELEX NO. FAX NO. :
	1.5	LOCATION OF MANUFACTURING UNITS :
		i) UNITS 1 :
		ii) OTHER UNITS :
2.0	PRODUCTS MANUFACTURED :	
3.0	TURNOVER DURING THE LAST 3 YEARS (TO BE VERIFIED WITH THE LATEST PROFIT & LOSS STATEMENT). :	
4.0	VALUE OF FIXED ASSETS :	
5.0	NAME & ADDRESS OF THE BANKERS :	
6.0	BANK GUARANTEE LIMIT :	
7.0	CREDIT LIMIT :	
8.0	TECHNICAL	
	8.1	NO.OF DESIGN ENGINEERS (INDICATE NO.OF YEARS EXPERIENCE IN RELATED FIELDS) :
	8.2	NO.OF DRAUGHTSMEN :
	8.3	COLLABORATION DETAILS (IF ANY) :
		8.3.1 DATE OF COLLABORATION :
		8.3.2 NAME OF COLLABORATOR :

Doc. Title	GENERAL CONDITIONS OF CONTRACT - COMPOSITE WORKS	
Rev. No	0	Page 101 of 104

		8.3.3 RBI APPROVAL DETAILS	:
		8.3.4 EXPERIENCE LIST OF COLLABORATOR	:
		8.3.5 DURATION OF AGREEMENT	:
	8.4	AVAILABILITY OF STANDARDS / DESIGN PROCEDURES / COLLABORATOR'S / DOCUMENTS (CHECK WHETHER THESE ARE LATEST/CURRENT	:
	8.5	TECHNICAL SUPPORT, BACK-UP GUARANTEE, SUPERVISION, QUALITY CONTROL BY COLLABORATOR (WHEREVER ESSENTIAL). (THIS CLAUSE IS RELEVANT WHEN VENDOR'S EXPERIENCE IS INADEQUATE)	:
	8.6	QUALITY OF DRAWINGS	:
9.0	MANUFACTURE		
	9.1	SHOP SPACE, LAYOUT LIGHTING, VENTILATION, ETC.	:
	9.2	POWER (KVA)	:
		MAINS INSTALLED	:
		UTILISED	:
		STANDBY POWER SOURCE	:
	9.3	MANUFACTURING FACILITIES (ATTACH LIST OF EQUIPMENT AS APPLICABLE)	:
		9.3.1 MATERIAL HANDLING	:
		9.3.2 MACHINING	:
		9.3.3 FABRICATION	:
		9.3.4 HEAT TREATMENT	:
		9.3.5 BALANCING FACILITY	:
		9.3.6 SURFACE TREATMENT PRIOR TO PAINTING/ COATING, POLISHING, PICKLING, PASSIVATION, PAINTING, ETC.	:
	9.4	SUPERVISORY STAFF	:
	9.5	ADEQUACY OF SKILLED LABOURS (MACHINISTS, WELDERS, ETC.)	:
	9.6	NO. OF SHIFTS	:
	9.7	TYPE OF MATERIAL HANDLED (SUCH AS CS, SS, ETC.)	:

	9.8	WORKMANSHIP	:
	9.9	MATERIAL IN STOCK AND VALUE	:
	9.10	TRANSPORT FACILITIES	:
	9.11	CARE IN HANDLING	:
10.0	INSPECTION / QC / QA / TESTING		
	10.1	NUMBER OF PERSONNEL (INDICATE NO.OF YEARS OF EXPERIENCE)	:
	10.2	INDEPENDENCE FROM PRODUCTION	:
	10.3	AVAILABILITY OF PROCEDURAL WRITE UP/QUALITY PLAN	:
	10.4	INCOMING MATERIAL CONTROL AND DOCUMENTATION	:
	10.5	RELIABILITY/REPUTATION OF SUPPLY SOURCES	:
	10.6	STAGE INSPECTION AND DOCUMENTATION	:
	10.7	SUB-ASSEMBLY & DOCUMENTATION	:
	10.8	FINAL INSPECTION AND DOCUMENTATION	:
	10.9	PREPARATION OF FINAL DOCUMENTATION PACKAGE	:
	10.10	TYPE TEST FACILITIES	:
	10.11	ACCEPTANCE TEST FACILITIES	:
	10.12	CALIBRATION OF INSTRUMENTS AND GAUGES (WITH TRACEABILITY TO NATIONAL STANDARDS) (ATTACH LIST)	:
	10.13	STATUTORY APPROVALS LIKE BIS, IBR, ETC.(AS APPLICABLE)	:
	10.14	SUB-VENDOR APPROVAL SYSTEM AND QUALITY CONTROL	:
	10.15	DETAILS OF TESTS CARRIED OUT AT INDEPENDENT RECOGNISED LABORATORIES	:
		i) FURNISH LIST OF TESTS CARRIED OUT AND THE NAME OF THE LABORATORY WHERE THE TESTS WERE CONDUCTED	:
		ii) CHECK AVAILABILITY OF CERTIFICATES AND REVIEW THESE WHEREVER POSSIBLE	:
11.0	EXPERIENCE (INCLUDING CONSTRUCTION / ERECTION / COMMISSIONING) TO BE FURNISHED IN THE FORMAT INDICATED IN APPENDIX)		
12.0	SALES, SERVICE AND SITE ORANISATIONAL DETAILS		

Doc. Title	GENERAL CONDITIONS OF CONTRACT - COMPOSITE WORKS	
Rev. No	0	Page 103 of 104

13.0	CERTIFICATE FROM CUSTOMERS (ATTACH COPIES OF DOCUMENTS)	:
14.0	POWER SITUATION	:
15.0	LABOUR SITUATION	:
16.0 *	APPLICABILITY OF SC/ST RELAXATION (Y/N) IF YES, SUPPORTING DOCUMENTS TO BE ATTACHED	
17.0	ORGANIZATIONAL DETAILS 1. PF NO 2. ESI NO 3. INSURANCE FOR WORK MAN COMPENSATION ACT NO 4. ELECTRICAL CONTRACT LIC NO 5. ITCC / PAN NO 6. SALES TAX NO 7. WC TAX REG. NO	:
18.0	DOCUMENTS TO BE ENCLOSED: 1. FACTORY LICENSE 2. ANNUAL REPORT FOR LAST THREE YEARS 3. TYPE TEST REPORT FOR THE ITEM 4. PAST EXPERIENCE REPORTS 5. ISO CERTIFICATE –QMS, EMS, OHAS, SA 6. REGISTRATION OF SALES TAX 7. COPY OF TIN NO. 8. COPY OF SERVICE TAX NO. 9. REGISTRATION OF CENTRAL EXCISE 10. COPY OF INCOME TAX CLEARANCE. 11. COPY OF PF REGISTRATION 12. COPY OF ESI REGISTRATION 13. COPY OF INSURANCE FOR WORK MAN COMPENSATION ACT NO 14. COPY OF ELECTRICAL CONTRACT LIC NO 15. COPY OF PAN NO 16. COPY OF WC TAX REGISTRATION 17. DOCUMENTS IN SUPPORT OF SC/ST RELAXATION AT S.NO.16.0 18. GST Registration No	

* **Classification of BA s under SC/ST shall be governed under following guidelines:**

- **Proprietorship/ Single Ownership Firm:** Proprietor of the firm should be from SC/ST community. Governing document shall be Proprietorship Deed.
- **Partnership Firm:** Only such firms shall qualify which have SC/ST partners holding equal to or more than 50% of the total ownership pattern of the firm. Governing document shall be Partnership Deed.
- **Private Limited Company:** Only such firms shall qualify which have SC/ST directors holding equal to or more than 50% of the total ownership pattern of the firm. Governing document shall be Memorandum of Understanding (MoU) and/or Article of Association (AoA).

NOTE: Certification from SC/ST Commission shall be required for deciding upon SC/ST status of a person.

Doc. Title	GENERAL CONDITIONS OF CONTRACT - COMPOSITE WORKS	
Rev. No	0	Page 104 of 104

ANNEXURE-N

MANUFACTURER AUTHORIZATION FORM

(To be submitted on OEM's Letter Head)

Date:

Tender Enquiry No.:

To,
 Chief (Procurement & Stores)
 TP Central Odisha Distribution Limited,
 Bhubaneswar

Sir,

WHEREAS M/s. [name of OEM], who are official manufacturers of having factories at [address of OEM] do hereby authorize M/s [name of bidder] to submit a Bid in relation to the Invitation for Bids indicated above, the purpose of which is to provide the following Goods, manufactured by us

.....

and to subsequently negotiate and sign the Contract.

We hereby extend our full guarantee and warranty in accordance with the Special Conditions of Contract or as mentioned elsewhere in the Tender Document, with respect to the Goods offered by the above firm in reply to this Invitation for Bids.

We hereby confirm that in case, the channel partner fails to provide the necessary services as per the Tender Document referred above, M/s [name of OEM] shall provide standard warranty on the materials supplied against the contract. The warranty period and inclusion / exclusion of parts in the warranty shall remain same as defined in the contract issued to their channel partner against this tender enquiry.

Yours Sincerely,

For

Authorized Signatory

